



COUNTY SNAPSHOT CLARK



General

Total Population 2024 Estimate: 15,467

60+ Population: 4,180

27.30% of Total Pop

Economic and Social Need Factors:

(Out of 60+ Pop)

75+ Population: 31.03%

85+ Population: 10.19%

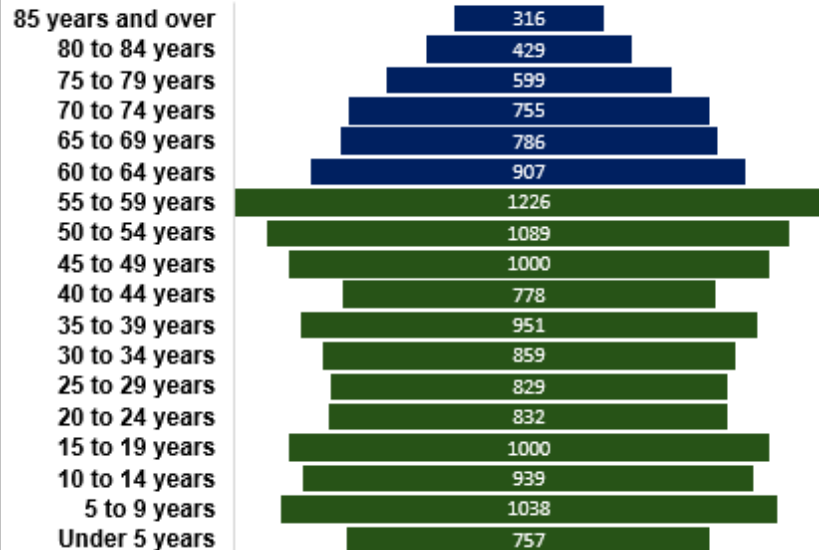
60+ Minority: 2.49%

60+ in Poverty: 6.46%

60+ Living Alone: 22.49%

*Source: Illinois Department on Aging Population Estimates for Fiscal Year 2024

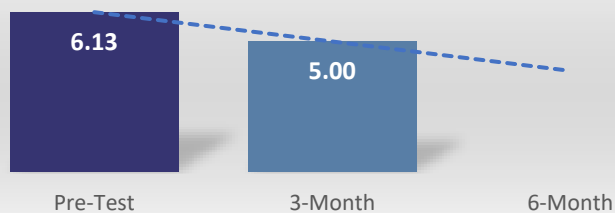
Clark County Population Pyramid (2023 ACS Estimate)



Reducing Social Isolation

(Improving Social Connectedness/Engagement)

FY 2023 UCLA Scale Scores for RSI Pilot Projects in
Clark & Cumberland Counties



FY 2023

1 Person Served with 1 Unit of Service

Estimated # of Persons 65+ Experiencing Social Isolation and/or Loneliness	Percentage of Adults Aged 65+ Who Do Not Have Broadband Connection	Percentage of Adults Aged 65+ Who Do Not Have Internet
199 (6.5%)	42.90%	6.30%

*Source: AARP Foundation Connect 2 Affect, Geography of Social Isolation in U.S Older Adults

FY24 SERVICE DATA

Nutrition

Home Delivered Meals:

15,051 Meals
81 Older Adults

Congregate Meals:

1,013 Meals
29 Older Adults



Legal Assistance

54.7 Units
5 Older Adults



Information & Assistance

2,114 Units
408 Older Adults



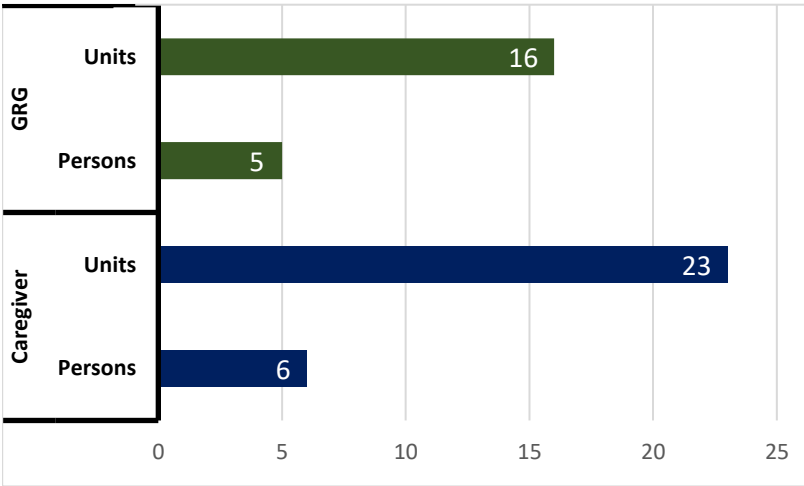
Caregiver Advisory

Older Family Caregivers Serving Children:

16 Units
6 Caregivers

Family Caregivers Serving Older Adults:

23 Units
6 Caregivers



Adult Protective Services (State Fiscal Year)

47 Intakes

