



Planning | Developing | Coordinating | Advocating

ILLINOIS GENERAL ASSEMBLY
2023
FEBRUARY 3, 10-11:15 AM

Agenda

Welcome

Introduction of Legislators

Current Challenges of Aging Network

2022 Accomplishments – 2023 Initiatives

Our Ask to Legislators

Discussion

Illinois area agency on aging Directors

Grant Nyhammer

Northwestern Illinois AAA – PSA 01
Rockford

Lacey Matkovic

Western Illinois AAA – PSA 03
Rock Island

Keith Rider

Central Illinois AAA – PSA 04
Peoria

Susan Real

East Central Illinois AAA – PSA 05
Bloomington

Mike Drew

West Central Illinois AAA – PSA 06
Quincy

Carolyn Austin

AgeLinc – PSA 07
Springfield

Joy Paeth

AgeSmart Community Resources – PSA 08
O'Fallon

Tracy Barczewski

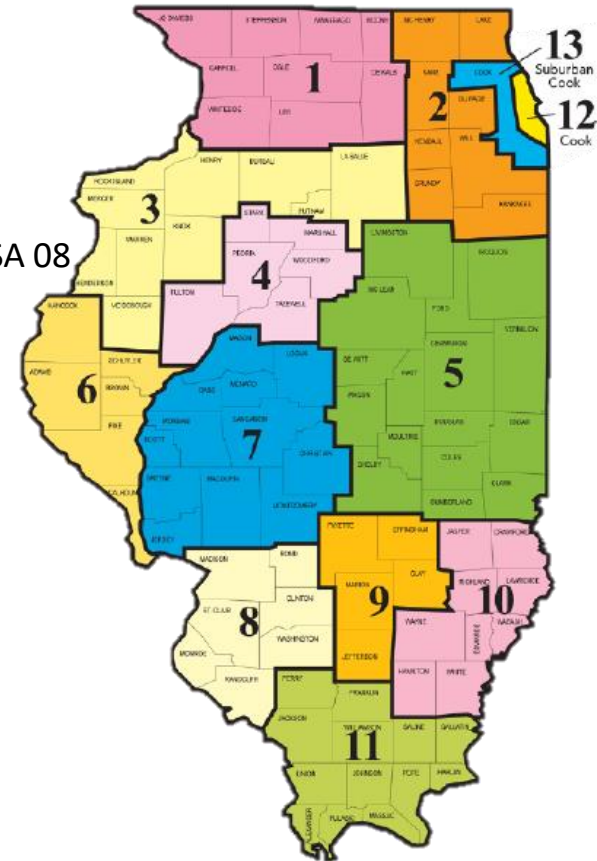
Midland AAA – PSA 09
Centralia

Shana Holmes

Southeastern Illinois AAA – PSA 10
Mt. Carmel

Becky Salazar

Egyptian AAA – PSA 11
Carterville



ILLINOIS DEPARTMENT ON AGING



- Paula A. Basta, M.Div.,
Director
- Becky Dragoo, Deputy
Director
- Gloria Simmons,
Legislative Liaison

Current Challenges of the Illinois Aging Network

- ➡ Workforce Issues
- ➡ Continuing COVID Challenges
- ➡ Preparing for Conclusion of ARPA Funding

Workforce Issues

- Home care agencies, Care Coordination Units, Adult Protective Service providers, Caregiver Resource Centers and Area Agencies on Aging are challenged in staff recruitment and retention
 - Managed Care Organizations contracted by the state are able to provide higher wages and benefits
- Higher salaries and benefits are needed in all staffing categories in addition to enhanced training, certifications and educational benefits.
- Funding is needed to incentivize persons to work on behalf of a growing aging population.

Continuing Covid Challenges

Nutrition
Needs

Caregiving
Challenges

Technology

Nursing
Homes

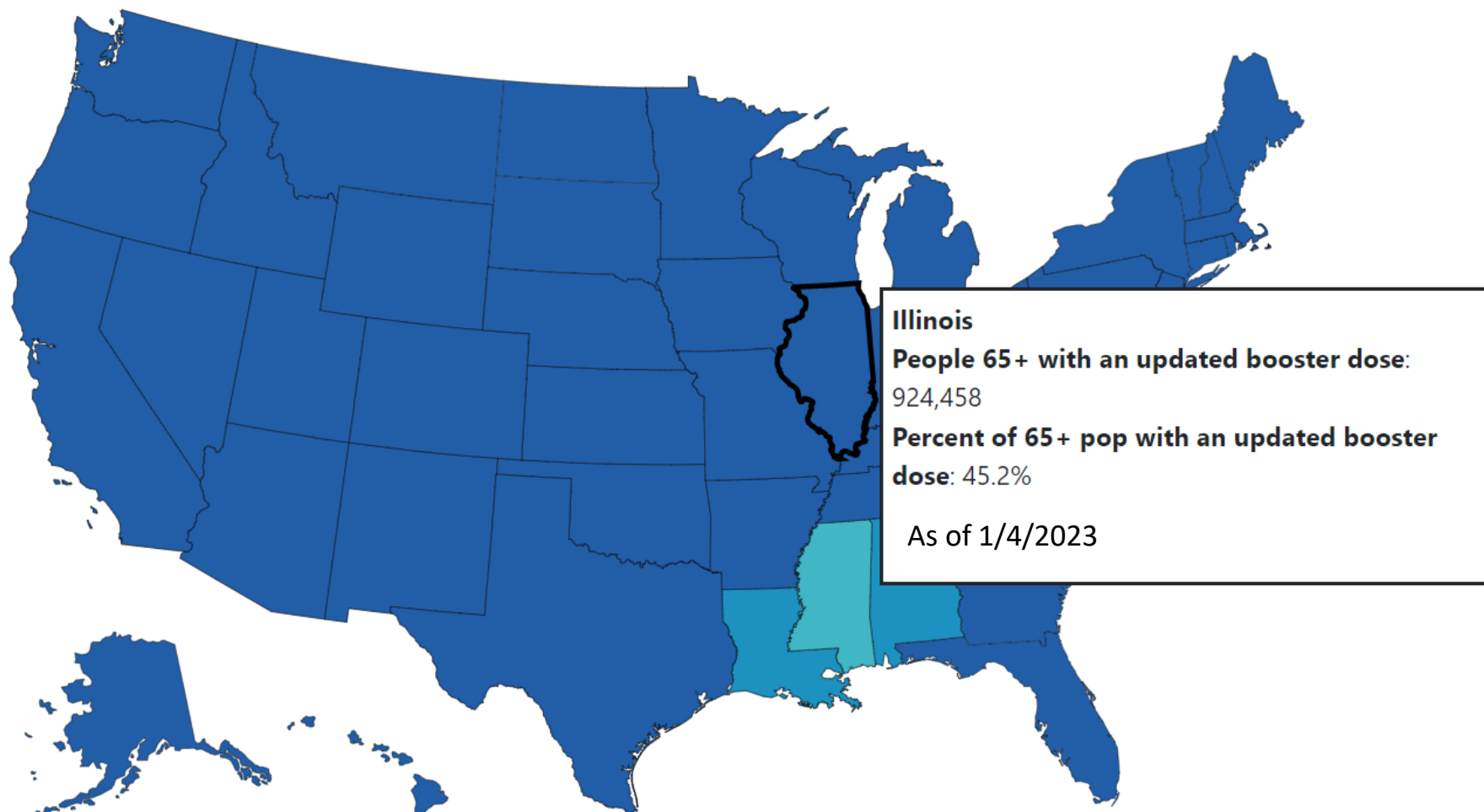
Home
Vaccinations

Social
Isolation

Age as a risk
factor

Vaccination
Hesitancy

COVID Challenges Continue



Centers for Disease Control and Prevention
CDC 24/7: Saving Lives, Protecting People™

Preparing for Conclusion of ARPA Funding

Likely increases in demand as older adults struggle to keep pace with inflation, especially

- Meals/food security
- Home preservation
- Assistance with all benefit programs (SNAP Medicare Savings Program)



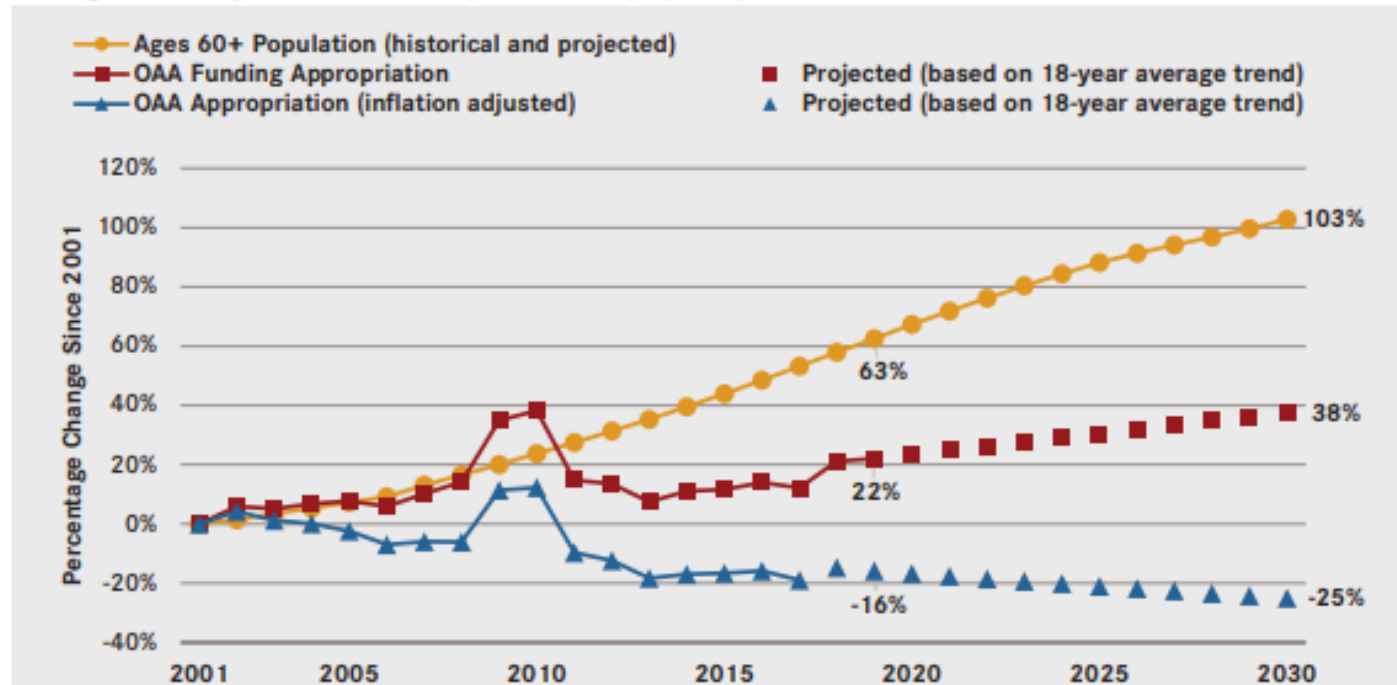
Preparing for Conclusion of ARPA Funding

- Due to inflation to cost of service provision is increasing
- More funding is needed just to maintain service levels
- Effects compound when service demands increase



Federal Funding Not Keeping Up with Age 60+ Population Growth in the USA

Percentage Change in Actual and Inflation Adjusted Funding Allocations for Older Americans Act Programs and Ages 60+ Population 2001-30 (future values projected)



Source: Funding appropriations for OAA and other aging services programs for FY 2001–FY 2004 from CRS Report for Congress, Older Americans Act: History of Appropriations, FY 1966–FY 2004, June 18, 2004. Funding appropriations for FY 2005–FY 2009 from CRS Report for Congress, Funding for the Older Americans Act and Other Aging Services Programs, February 22, 2013. Data for FY 2010–FY 2019 funding appropriations from CRS Older Americans Act: Overview and Funding, November 14, 2018. Ages 60+ populations estimates from US Census Bureau, Population Division. Annual Estimates of the Resident Population for Selected Age Groups by Sex for the United States: April 1, 2000 to July 1, 2009, released June 2010, and April 1, 2010 to July 1, 2017, released June 2018. AARP Public Policy Institute calculations from Regional Economic Models Inc., eREMI 4.1.0 (build 4681) standard regional control. AARP Public Policy Institute calculations using annual average consumer price index 2001–17 data and projections based on 18-year average trend, from US Department of Labor, Bureau of Labor Statistics, Table 24. Historical Consumer Price Index for All Urban Consumers: US City Average, All Items, <https://www.bls.gov/cpi/tables/supplemental-files/historical-cpi-u-201811.pdf>, accessed, January 10, 2019.

2022 Statewide Accomplishments

Family Caregivers

- Establishment of IL Family Caregiver Coalition supported by public and private funding, over 200 members and counting
- 84 Caregiver Resource Centers (CRC) are being strengthened
- Launched an evidence-based caregiver assessment tool (T-Care)



FY2022 Caregivers Served-Statewide

FY 2022	
Total Caregivers Served 41,206	Total Grandparents Raising Grandchildren Served 2,616
Minority Caregivers 22.67%	Minority Grandparents Raising Grandchildren 41.26%

2022 Statewide Accomplishments

Family Caregivers, continued

T-Care data for all participants (1,499) in program from inception to 1/7/23

<u>Intention to place, now</u>	Lowered	Maintained	Elevated
AgeOptions	7%	84%	9%
AgeGuide	7%	88%	5%
Midland	0%	96%	4%
AgeSmart	9%	81%	10%



Average of **93%** of participants **lowered or maintained** their intention to place now, given the care-receiver's current condition.

T-Care data for all participants (1,499) in program from inception to 1/7/23

<u>Feelings of depression</u>	Lowered	Maintained	Elevated
AgeOptions	43%	43%	14%
AgeGuide	24%	69%	7%
Midland	27%	68%	5%
AgeSmart	37%	52%	11%



Average of **91%** of participants **lowered or maintained** feelings of depression while caregiving

<u>Stress burden</u>	Lowered	Maintained	Elevated
AgeOptions	40%	49%	11%
AgeGuide	24%	71%	5%
Midland	23%	67%	10%
AgeSmart	40%	50%	10%



Average of **91%** of participants **lowered or maintained** their stress burden while caregiving

Illinois Caregiver Coalition

- Under an RRF Foundation grant, in 2022 IAS built and maintained a strong and broad Statewide Caregiver Coalition.
- The Coalition:
 - Advocates for continued state funding of the Illinois Family Caregiver Act
 - Identifies and promote other needed changes in policies to support family and other unpaid caregivers
 - Launched a public awareness campaign about the issue of caregiving through media outlets statewide and other strategies that will include engagement of industry

What Caregivers are Saying

75 year old male caregiver to his sister states: (DuPage County resident)

- The T-Care assessment was “to see if you are under stress and help you find resources. . . without that, I was just floating on my own!”
- I want policy makers to know that caregivers need “reliable expert assistance that they can trust and depend on.”
- I want society “to realize that when trying to help someone with dementia, you don’t have any sense of how to go about it . . . without help, you are just struggling in the dark.”

Words from Another Caregiver

Husband diagnosed with Alzheimer's Disease

(Edgar County Resident)

- Caregiver expressed a deep sense of loss explaining, “this is not the man I married . . . this is the man that you have now and the one you have to care for.”
- With an assessment, caregiver is linked to a support group. This is an opportunity to “know other people in my situation talk with others about how they handle similar situations . . . (tell) how I’m feeling about losing him one day at a time.”
- Regarding message to policymakers, we “need support . . financial, emotional and sometimes even physical.”

2022 Statewide Accomplishments

Social Isolation

With funding from the RRF Foundation, Illinois Aging Services (IAS) contracted the National Opinion Research Center (NORC) to evaluate programs offered by IL AAAs to combat social isolation.

- Research was conducted by NORC at the University of Chicago in collaboration with CJE SeniorLife
- The overarching objective was to assess and document a “robust characterization of programs as they are being designed and implemented in response to both the social isolation initiative and the evolving needs related to the COVID-19 pandemic.”



RRF Reducing Social Isolation Final Report

FINAL REPORT

Process Program Evaluation for Illinois Aging Services

DATE:
June 30, 2022

PRESENTED TO:
Illinois Aging Services
Susan Real

AgeOptions
Diane Slezak

PRESENTED BY:
NORC Academic Research Centers
Louise Hawkey
Laura Finch
Nell Compemolle
Riddhi Gupta

CJE SeniorLife
Rebecca Berman



- **Qualitative Findings**

- “Qualitative findings suggest that reducing social isolation requires an array of programs that can meet a continuum of social needs”.

- **Positive Impact**

- Programs had positive impacts when they met local or cultural preferences for socializing.
 - Ex: rural, LGBTQ+, ethnic, racial and faith-based communities

- **Targeting**

- Black older adults are consistently overrepresented
- Hispanic older adults are underrepresented
- Men are consistently underrepresented

We are working on strategies to engage more men and Hispanic/Latinx older adults.

https://eciaaa.org/images/RSI/IAS_RRF_RSI_Program_Final_Report-compressed.pdf



Unduplicated Persons Served- Total Meals

Fiscal Year	Unduplicated Persons Served HDM	Unduplicated Persons Served Congregate	Total Persons
FY21	87,800	11,056	98,856
FY22	79,516	33,932	113,448

14.76% Increase HDM + Congregate

High Nutritional Risk (6+) Persons Served- Total Meals

Fiscal Year	Percent High Nutritional Risk HDM	Percent High Nutritional Risk Congregate	Percent High Nutritional Risk Total
FY21	44.51%	36.90%	43.66%
FY22	53.08%	27.03%	45.29%

Percent of Recipients who were minorities increased by 1.63%
Number of Minority Recipients increased by 19.03%

Area Agencies on Aging: 2022 Initiatives



Midland Area Agency on Aging
Established 1973



FY 2022 Accomplishments

- **Over 26,000 Participants Served through Older Americans Act Services**
- **Addressed Food Insecurity**
 - 129,202 Congregate Meals served to 4,498 older adults
 - 544,669 Home Delivered Meals delivered to 5,836 older adults
- **Provided 44,109 rides for 1,963 participants**
- **628 participants served in the Reducing Social Isolation Initiative** through programs such as Telephone Reassurance, Bingocize, Matter of Balance, Claris Companion, and various senior center activities
- **Supported Family Caregivers**
 - Supported 1,424 Family Caregivers/Grandparents Raising Grandchildren

FY 23-24 Area Plan Initiatives

- **Address Social Isolation Among Older Adults**
 - Support Current Programs – Telephone Reassurance, Bingocize, Matter of Balance, Claris Companion, etc.
- **Expand grant funded providers knowledge of the Government Accountability and Transparency Act (GATA) and the impact on their agencies both programmatically and fiscally**
 - Update provider manuals to all grant funded partner agencies in PSA03 on what is expected both programmatically and fiscally when accepting federal and state grant funding from WIAAA.
- **Develop Dementia Friendly America Communities**
 - Princeton, IL located in Bureau County is prepared to submit their application for designation in early February.
 - Internal discussions underway regarding next area.

2023 American Rescue Plan (ARPA) Funded Initiatives

- **Community Focal Point Services**
 - Expand current services and partner with DEI agencies to provide education to staff
- **Nutrition Services**
 - Expand Home Delivered Meal Routes
 - Offer two diet options for both Congregate & Home Delivered Meals
 - Increase number of meals per day for participants at high nutritional risk
- **Transportation**
 - Expand current services and hire new drivers to establish new routes
- **Expand Legal Assistance, Social Isolation, Caregiver Services, A Matter of Balance, and the Title VII Ombudsman program in PSA03 and PSA06.**

FY 2022 Accomplishments

- **Total of 37,279 Persons served throughout our six-county service area**
- **Nutrition**
 - 3,120 Congregate Meals served to 52 Older Adults
 - 273,894 Home Delivered Meals delivered to 1,989 Older Adults
- **Information and Assistance to connect with Community Services**
 - 26,849 Persons served by our Information & Assistance Department
- **Family Caregivers**
 - Supported 4,677 Family Caregivers
 - Supported 1,224 Grandparents Raising Grandchildren
 - Supported 96 Family Caregivers and Grandparents Raising Grandchildren with Gap Filling Services
- **Health Promotion Programs**
 - Provided an Evidence-Based, Healthy Aging Program to 176 Persons
- **Transportation Services**
 - Gave rides to 121 Persons

FY 23-24 Area Plan Initiatives

- **Reducing Social Isolation & Loneliness**
 - Support Current Services With Our Program Provider, The Center for Youth & Family Solutions – Friendly Visitor/Telephone Reassurance, Safety and Health, Socialization & Community Involvement, and Transportation Activities
 - Educational Activities Centered Around the Topics of Isolation and Grief
 - Expand into Fulton, Peoria, and Tazewell Counties
- **Dementia Friendly America Community**
 - Creating Washington, IL as the First Designated Dementia Friendly America Community in our Service Area
 - Gaining Support from Various Community Sector Leaders
 - Continuing to Develop the Action Team
- **Healthy Aging/Evidence-Based Programming**
 - A Matter of Balance (Continuing)
 - Medication Management Screening – Home Meds (Continuing)
 - Mental Health Depression Screening (Continuing)
 - Bingocize (New Program)
- **T-CARE (Tailored Caregiver Assessment and Referral)**
 - Expanding This Program with an Additional Provider – OSF Healthcare

2023 American Rescue Plan (ARPA) Funded Initiatives

- **Caregiver Services**

- Increase in Services, Training & Support, Respite, and TCARE Assessments
- Expand the TCARE Program with an Additional Provider
- Improve the Family Caregiving webpage on the CIAA website

- **Gap-filling**

- Expand to include funding for home repair and renovation to provide financial assistance to older adults, who are unable to pay for it by themselves nor by any other community program

- **Healthy Aging/Evidence Based**

- Offering a new program and seeking a provider for Bingocize
- Continuing to provide funding for three evidence-based health promotion programs: A Matter of Balance, Medication Management Screening – Home Meds, and Mental Health Depression Screening

- **Nutrition Services**

- Increase in the number of Home Delivered Meals to clients
- Purchase additional equipment to maintain and improve services, delivery, and equipment
- Offer 2 Diet Options, including low sodium and low carb, for both Congregate & Home Delivered Meals

- **Reducing Social Isolation**

- Maintain Program in Marshall, Stark, and Woodford Counties
- Expand Program in Fulton, Peoria, and Tazewell Counties



FY 2022 Accomplishments

- **Over 22,000 People Served through Older Americans Act Supported Services**
- **Addressed Food Insecurity**
 - 143,999 Congregate Meals served to 3,043 Older Adults
 - 588,647 Home Delivered Meals delivered to 4,147 older adults
 - 48% live at or below the Federal Poverty guidelines
- **Reducing Social Isolation Programs through** Friendly Visits/Phone Calls, Interactive Activity Boxes, Echo Show Pilot Project, English Second Language Pilot Project.
- **Supported Family Caregivers**
 - Supported over 1,000 Family Caregivers/Grandparents Raising Grandchildren
 - 2% of Caregivers served were people of color
- **Increased Diversity, Equity and Inclusion** through targeted outreach and services to Culturally Diverse Communities
- **Advocacy to Nursing Home Residents** – Assisted Residents with 3,728 Consultations
- **Dementia Friendly America Designation – Decatur, IL**



FY 23-24 Area Plan Initiatives

- **Reducing Social Isolation & Loneliness –**
 - Support Current Programs – Echo Show Pilot Project, Friendly Visitor/Friendly Caller Programs, English As A Second Language Pilot Project, Brain Train/Intellectual Activities
 - Expand into Coles, Clark and Cumberland Counties
- **Dementia Friendly America Communities & Services**
 - Decatur is now a Dementia Friendly America Community
 - Moultrie County Targeted for FY 2023
 - Provision of Dementia Services - Gap Filling Funding
- **Healthy Aging/Evidence Based Programming**
 - Master of Balance
 - Aging Mastery
 - Bingocise
 - Expanding
 - Chronic/Diabetes Self Management
 - Fit & Strong – Falls Prevention



2023 American Rescue Plan (ARPA) Funded Initiatives

- **Coordinated Points of Entry/Senior Services**
 - Expand Options Counseling Intake Data Collection
 - SAGE Training & Certification
 - Mental Health First Aid Training & Certification
- **Legal Assistance Expansion**
- **Expanding Reducing Social Isolation in Coles, Clark & Cumberland Counties**
- **Nutrition Services**
 - Expand Home Delivered Meal Routes
 - Implement Innovative Program Design to Enhance Dining Experience
 - Offer 2 Diet Options for both Congregate & Home Delivered Meals
 - Over a 2nd Meal to Clients with High Nutritional Risk
- **Caregiver Services**
 - Increasing Services, Training & Support, Respite, and TCARE Assessments
- **Healthy Aging/Evidence Based**
 - Expand Chronic Disease Self-Management Program, Matter of Balance, Bingocize, and Aging Mastery
 - Providing information, scheduling

FY 2022 Accomplishments

- **Over 13,000 People Served through Older Americans Act Supported Services**
- **Nutritional Support Programs:**
 - 27,492 Congregate Meals served to 294 participants
 - 124,895 Home Delivered Meals delivered to 484 participants
 - 42% of all participants live at or below the Federal Poverty level
- **Fostered Social Engagement** through Friendly Caller program, Senior Center activities
- **Family Caregiver**
 - Supported over 150 Family Caregivers
 - Caregiver & Engagement Specialist community outreach, T-Care assessments, resource sharing (Trualta)

FY 23-24 Area Plan Initiatives

- **Reducing Social Isolation & Loneliness –**
- **Dementia Friendly Communities**
 - Work towards Quincy being designated as a Dementia Friendly Community.
- **Healthy Aging/Evidence Based Programming**
 - Identify and work with new partners to provide exercise and social activities to new communities.

2023 American Rescue Plan (ARPA) Funded Initiatives

- **Gap Filling/Unmet Needs**
 - Assisted 8 individuals with unanticipated expenses threatening financial stability & overall well-being in a 6-month period. Average allocation \$884/person.
 - Collaborated with interagency/faith community partnership to build capacity
- **Recreation + Reducing Social Isolation**
 - Supported expansion/refurbishment of “Reminisce Kits” and Caregiver Resources at Quincy Public Library
 - Placed 17 Claris Companion tablets with residents of a supported living facility
- **Enhanced Support for Legal Assistance Program services**
- **Expanded Healthy Aging Program Opportunities**
 - Sponsored Fit & Strong! training, and program scholarships for participants, at the Quincy Salvation Army Kroc Center fitness center

FY 2022 Accomplishments

- **Over 12,500 People Served through Older Americans Act Supported Services**
- **Addressed Food Insecurity**
 - 53,287 Congregate Meals served to 1,200 Older Adults
 - 355,581 Home Delivered Meals delivered to 3,185 older adults
 - 43% live at or below the Federal Poverty guidelines
- **Reducing Social Isolation Programs through** Community Education and LGBTQ+ Older Adult programming
- **Supported Family Caregivers**
 - Supported over 650 Family Caregivers/Grandparents Raising Grandchildren
 - 8% of Caregivers served were people of color
- **Increased Diversity, Equity and Inclusion** through targeted outreach and services to Culturally Diverse Communities including a special home delivered meal program.
- **Advocacy to Nursing Home Residents** – Assisted Residents with 1,358 Consultations
- **Dementia Friendly America Designation – Springfield, IL**

FY 23-24 Area Plan Initiatives

- **Reducing Social Isolation & Loneliness –**
 - Support Current Programs – Community education sessions on topics related to healthy aging; LGBTQ+ congregate meal program which includes speakers and group activities; continuing to screen all clients and provide referrals for other programming
- **Dementia Friendly America Communities & Services**
 - Springfield is designated a Dementia Friendly America Community
 - Provide Dementia Services - Gap Filling Funding
 - Provide training to community and first responders on dealing with those living with Dementia
- **Healthy Aging/Evidence Based Programming**
 - Matter of Balance
 - Aging Mastery Program
 - Bingocize
 - Chronic Disease Management Program
 - Diabetes Management Program

2023 American Rescue Plan (ARPA) Funded Initiatives

- **Coordinated Points of Entry/Senior Services**
 - Expand Options Counseling Intake Data Collection
 - SAGE Training & Certification
 - Mental Health First Aid Training & Certification
- **Legal Assistance Expansion**
- **Nutrition Services**
 - Continue Home Delivered Meal program targeted for minority clients
 - Expand Home Delivered Meal Routes
 - Offer 2 Diet Options for both Congregate & Home Delivered Meals
 - Over a 2nd Meal to Clients with High Nutritional Risk
- **Caregiver Services**
 - Increasing Services, Training & Support, Respite, and TCARE Assessments
- **Healthy Aging/Evidence Based**
 - Continue Chronic Disease Self-Management Program, Matter of Balance, Bingocize, and Aging Mastery
 - Providing information on vaccines recommended for seniors

FY 2022 Impact

- **Information and Assistance** – Connected 41,000 older adults to services helping them make aging easier.
- **Caregiver Supports** - Helped 3,076 caregivers identify stressors and develop strategies to reduce burnout.
- **Benefits Enrollment** – Helped older adults save \$1.9 million in benefits.
- **Nutrition** – Delivered 607,711 meals reducing the fear of hunger.
- **Wellness Programs** – Provided education and programming to help older adults change behavior and develop healthy habits.
- **Vaccine Education** – Provided clear and accurate information about COVID vaccines to 1.5 million people in the Metro East.

FY 23-24 Area Plan Initiatives

- **Reducing Social Isolation & Loneliness** -
 - *Provided a welcoming place for caregivers of older adults to gather together.
 - *Engaged youth and older adults in conversation using music, movement and nature.
 - *Provided 2,735 calls to older adults helping them reduce their loneliness.
- **Chore/Tech Pilot** – Offered in home services to address social isolation including minor in home technology support and simple tasks around their home such as bulb replacement, changing smoke detector batteries and small repairs.

2023 American Rescue Plan (ARPA) Funded Initiatives

- **Nutrition Counseling** – 289 older adults received assistance in setting priorities, establish goals and create individualized nutrition plans.
- **Special Diets for Meals on Wheels** - Offered specialized meals for those older adults who required a nutritionally tailored meal.
- **Housing Preservation** - Helped older adults maintain their home who were close to foreclosure.
- **Weekend Meals** – Provided home delivered meals on the weekend expanding meals from 5 per week to 7.
- **Tech Literacy programs** – Enabling older adults to stay socially connected, tech-wise and cyber-safe by teaching how to protect personal information online and avoid becoming a victim of identity theft.
- **Mobility Solutions** – Offered practical ideas and products to enhance independent living using the expertise of trained therapists.
- **SmartCompass** – Developed an app for caregivers to give them the resources at their fingertips and link them to a caregiver specialist.



FY 2022 Accomplishments

- **Over 9900 People Served through Older Americans Act Supported Services**
- **Addressed Food Insecurity**
 - 10,446 Congregate Meals served to 498 Older Adults (Only one of three providers open)
 - 198,501 Home Delivered Meals delivered to 1,784 older adults
 - 40% live at or below the Federal Poverty guidelines and 41% Live Alone
- **Reducing Social Isolation Programs through** Friendly Visits/Phone Calls, Virtual Programming, Social Isolation bags, training through County Conversations
- **Supported Family Caregivers**
 - Supported over 800 Family Caregivers/Grandparents Raising Grandchildren
 - 3% of Caregivers served were people of color
- **Increased Diversity, Equity and Inclusion** through SAGE training and outreach to our minority population.
- **Advocacy to Nursing Home Residents** – Our Provider provided 512 visits to 46 facilities in our Five County Region
- **Dementia Friendly America Designation** – Effingham and Salem Illinois

M

FY 23-24 Area Plan Initiatives

- **Reducing Social Isolation & Loneliness –**
 - Support Current Programs – Friendly Visitor/Friendly Caller Program and Adaptive Equipment and Caregiving Corner.
 - Create and distribute Social Isolation bags throughout our Five County Region targeting but not limited to Home Delivered Meals clients. Bags include a combination of information on Resources in each county and activities that can be done at home.
 - County Conversations held in counties to educate professionals and consumers about Social Isolation and the effects it has on people.
- **Dementia Friendly America Communities & Services**
 - Effingham and Salem are now a Dementia Friendly America Community
 - Vandalia Targeted for FY 2023
 - Provision of Dementia Services - Gap Filling Funding
- **Healthy Aging/Evidence Based Programming**
 - Aging Mastery
 - Strong For Life
 - Bingocise (Being piloted in 2 Counties)
 - Trualta (Just launched for Caregivers)



2023 American Rescue Plan (ARPA) Funded Initiatives

- **Coordinated Points of Entry/Senior Services**
 - Expand Information And Assistance program with Full Time employees in each County
- **Legal Assistance Expansion**
- **Expand Transportation Services to Clay County**
- **Expanding Reducing Social Isolation by creating additional virtual options and social Isolation bags**
- **Nutrition Services**
 - Expand Home Delivered Meal Routes
 - Offer 2 Diet Options for both Congregate & Home Delivered Meals
 - Over a 2nd Meal to Clients with High Nutritional Risk
- **Caregiver Services**
 - Expand Respite Services for both Older Adult Caregivers and Grandparents Raising Grandchildren
 - Created Supplemental GAP Filling Services to Older Adult Caregivers who are not covered under other GAP Services.
 - Created Supplemental GAP Filling for Grandparents Raising Grandchildren
 - Support licensing and training for additional staff for the T-Care Program
- **Healthy Aging/Evidence Based**
 - Pilot Bingosize in two of our five counties that have no evidence based programing—Marion and Jefferson



Southeastern Illinois Area Agency on Aging

FY 2022 Accomplishments

- **Over 250,000 Meals Served through Older Americans Act Supported Services**
- **Addressed Food Insecurity**
 - 60,000 Congregate Meals served to 2000 Older Adults
 - 190,000 Home Delivered Meals delivered to 2,900 older adults
 - 53% live at or below the Federal Poverty guidelines
- **Reducing Social Isolation Programs through** Friendly Visits/Phone Calls, Learning Library, In Care of Coffee & Conversation, Savvy Crafters
- **Supported Family Caregivers**
 - Supported over 590 Family Caregivers/Grandparents Raising Grandchildren
- **Increased Diversity, Equity and Inclusion** through targeted outreach and services to Culturally Diverse Communities
- **Advocacy to Nursing Home Residents** – Assisted Residents with 1,300 discussions
- **Dementia Friendly America** – Initiated in the counties of Richland, Wayne and Wabash



Southeastern Illinois Area Agency on Aging

FY 23-24 Area Plan Initiatives

- **Reducing Social Isolation & Loneliness –**
 - Support Current Programs –Friendly Visitor/Telephone Reassurance/Tele-Buddy Project, Social Savvy Crafters, In Care of Coffee & Conversation
 - Richland, Jasper, Crawford, Lawrence, White, Hamilton, Edwards, Wabash and Wayne
- **Dementia Friendly America Communities & Services**
 - Wabash, Richland, Wayne
 - Crawford Targeted for FY 2023
 - Provision of Dementia Services – Support groups, behavioral health and Gap Filling Funding
- **Healthy Aging/Evidence Based Programming**
 - Strong For Life
 - Falls Prevention
 - StressBusters



Southeastern Illinois Area Agency on Aging

2023 American Rescue Plan (ARPA) Funded Initiatives

- **Coordinated Points of Entry/Senior Services**
 - Enhance Options Counseling Intake Data Collection
 - Dementia Friends
 - Partnership with First Responders
- **Legal Assistance covering all 9 counties**
- **Enhancing the Reduction of Social Isolation in all 9 counties**
- **Nutrition Services**
 - Enhance Home Delivered Meal Routes
 - Implement evening Café's at Colleges to expand Learning Library
- **Caregiver Services**
 - Expanding Services, Training & Support, Respite, Trualta and TCARE Assessments
- **Healthy Aging/Evidence Based**
 - Expand Falls Prevention to Jasper, Crawford and Richland
 - Providing information, scheduling and educating



FY 2022 Accomplishments

- **An Estimated 22,000 People Served through Older Americans Act Supported Services**
- **Addressed Food Insecurity**
 - 118,205 Congregate Meals served to 6,162 Older Adults
 - 355,320 Home Delivered Meals delivered to 5,538 older adults
 - 31% live at or below the Federal Poverty guidelines
- **Reducing Social Isolation Programs through** Friendly Visits/Phone Calls, Letters Against Isolation, Book Borrowing program, technology classes and Claris companion tablets
- **Supported Family Caregivers**
 - Supported over 2,000 Family Caregivers/Grandparents Raising Grandchildren
 - 3% of Caregivers served were people of color
- **Increased Diversity, Equity and Inclusion** through targeted outreach and services to Culturally Diverse Communities by partnering with Trusted Messengers
- **Visits to Long-term Care Facilities**– 600 routine visits, complaint inquiries, staff training, and council meetings
- **Dementia Friendly America Designation – Carterville, IL**



FY 23-24 Area Plan Initiatives

- **Reducing Social Isolation & Loneliness –**
 - Support Current Programs – Technology classes, Friendly Calls and visits, Book borrowing, and letters & cards to homebound seniors
 - Perry County added for calls and visits
- **Dementia Friendly America Communities & Services**
 - Carterville is now a Dementia Friendly America Community
 - Carbondale Targeted for FY 2023
 - Grow Memory Café in Carterville and add one in Carbondale
- **Healthy Aging/Evidence Based Programming**
 - Matter of Balance
 - Fit & Strong – Falls Prevention
 - Bingocise



2023 American Rescue Plan (ARPA) Funded Initiatives

- **Caregiver Services**
 - Added Adult Day Service Option for Respite
 - Added Memory Café and Support Group options
 - Planning a Caregiver conference for the spring
- **Legal Assistance Expansion for non-parents raising children (Extended Family Support Program through contract with DCFS)**
- **Expanding Reducing Social Isolation in Perry County**
- **Nutrition Services**
 - Expand Home Delivered Meal Routes and eliminate wait lists and geographical boundaries
 - Improve centers for dining and equipment to allow increase in meal preparation
 - Offer options for special diets
 - Provide one-time funds to Providers to assist in increasing staff salaries to reduce turnover and staff shortages and allow for use of funds to combat rising food prices
- **Covid Health Equity**
 - Continue to offer assistance finding vaccine locations, transportation, and scheduling of appointments
 - Provide education through activities on vaccines and boosters
 - Provide emergency meals and blankets for homebound seniors in most rural counties
- **Healthy Aging/Evidence Based**
 - Expand Matter of Balance, Bingocize, and Fit for Life (preparing to begin)
 - Healthy Ideas and Savvy Caregiver continued to be offered with more options



The Illinois Family Caregiver Act: *An Opportunity to Support Caregivers*

Support

Fund the Illinois Family Caregiver Act

The law, PA 93-0864 passed in 2004, established a caregiver support program to assist unpaid caregivers including grandparents raising grandkids (kinship care) through training and education to develop essential caregiving skills and other interventions to provide relief and reduce stress. In 2022, the Illinois General Assembly passed \$4 million in state funding to support the Illinois Family Caregiver Act for FY23. This was the first time the act has been funded at the state level. We greatly appreciate the \$4 million appropriation however, more funding is needed to adequately support Illinois Family Caregivers.

Our Ask

\$6 million to fund the Illinois Family Caregiver Act, an investment in our family caregivers

100% of funds will go towards expanding existing services that will almost double support for:

- Evidence-based assessments that tailor interventions to caregivers' unique needs
- Support services and respite care that provide temporary relief to caregivers
- Hands-on caregiver training, education and stress relief programs
- A wide range of other support for Grandparents & others raising children
- Saves Medicaid dollars by delaying costly nursing home placement

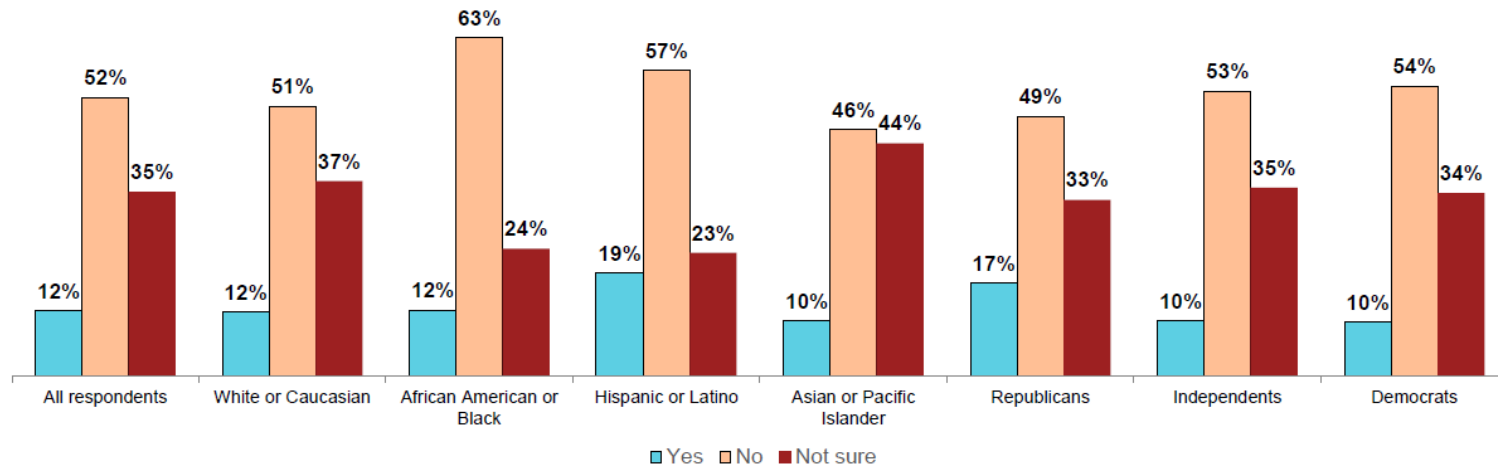
Reach Out

Questions or comments, please contact:

Diane Slezak - Diane.Slezak@AgeOptions.org **Susan Real** - SReal@eciaaa.org

For many voters in Illinois, the majority do NOT believe that the Illinois state government offers enough support for unpaid family caregivers.

Just over 1 in 10 say that the state government offers enough support for family caregivers. And over half of White, Black, and Hispanic voters as well as Independents and Democrats say the state government does not offer enough to help caregivers. And, about a third overall are not sure if the state government offers enough support for family caregivers.



Q8. Do you believe that the Illinois state government offers enough support for unpaid family caregivers? Base: All Respondents

Our Ask - \$6 million to fund the Illinois Family Caregiver Act, an investment in our family caregivers

100% of funds will go towards expanding existing services that will increase support for:

- ✓ Evidence-based assessments that tailor interventions to the caregivers' unique needs
- ✓ Support services and respite care that provide temporary relief to caregivers
- ✓ Hands-on caregiver training, education and stress relief programs
- ✓ A wide range of other support for grandparents and others raising children
- ✓ Saves Medicaid dollars by delaying costly nursing home placement

2023 State Legislative Priorities

SUPPORT UNPAID FAMILY CAREGIVERS

- ☐ Increase Illinois Family Caregiver Act funding from \$4m to \$6m to support unpaid family caregivers through the aging network's Caregiver Resource Centers.

INCREASE STATE FUNDING TO COMBAT SOCIAL ISOLATION

- ☐ Increase State Social isolation funding from \$1m to \$2m to support innovative programs to alleviate isolation among older people.

INCREASE STATE FUNDING FOR ALZHEIMER'S DISEASE AND RELATED DISORDERS

- ☐ Increase Funding to Illinois Area Agencies on Aging for Alzheimer's Disease and Related Disorders from \$1m to \$2m to "fill the gaps" in services as well as fund evidence-based training for caregivers.

SUSTAIN STATE FUNDING FOR HOME DELIVERED MEALS

- ☐ Current funding levels meet the increased demand for meals and supports the skyrocketing costs for food, gas and labor.

HOUSE MEMBERS OF THE ILLINOIS GENERAL ASSEMBLY

District	Name	Hometown	PSA
67	Representative Maurice West	Rockford	1
68	Representative Dave Vella	Rockford	1
69	Representative Joe Sosnowski	Rockford	1, 2
70	Representative Jeff Keicher	Sycamore	1, 2
71	Representative Dan Swanson	Alpha	3
72	Representative Gregg Johnson	Moline	3
73	Representative Ryan Spain	Peoria	1, 3, 4
74	Representative Bradley Fritts	Dixon	1, 3
75	Representative Jed Davis	Newark	2, 3
76	Representative Lance Yednock	Ottawa	1, 3
87	Representative Bill Hauter	Morton	4, 5, 7
88	Representative Dan Caulkins	Decatur	5
89	Representative Tony McCombie	Freeport	1
90	Representative John Cabello	Rockford	1
91	Representative Sharon Chung	Bloomington	4, 5
92	Representative Jehan Gordon-Booth	Peoria	4
93	Representative Travis Weaver	Edwards	3, 4
94	Representative Norine Hammond	Macomb	3, 4, 6, 7
95	Representative Avery Bourne	Litchfield	5, 7
96	Representative Sue Scherer	Decatur	5, 7

District	Name	Hometown	PSA
99	Representative Randy Frese	Quincy	6, 7
100	Representative CD Davidsmeyer	Jacksonville	6, 7
101	Representative Chris Miller	Charleston	5
102	Representative Adam Niemerg	Teutopolis	5, 10
103	Representative Carol Ammons	Champaign	5
104	Representative Michael Marron	Danville	5
105	Representative Dennis Tipsword	Peoria	3, 4, 5
106			2, 3, 5
107	Representative Brad Halbrook	Shelbyville	5, 7, 9
108	Representative Wayne Rosenthal	Morrisonville	7
109	Representative Charlie Meier	Highland	7, 8
110	Representative Blaine Wilhour	Effingham	8, 9, 10
111	Representative Amy Elik	Alton	8
112	Representative Katie Stuart	Edwardsville	8
113	Representative Jay Hoffman	Collinsville	8
114	Representative Kevin Schmidt	Millstadt	8
115	Representative David Friess	Steelville	8, 11
116	Representative Dave Severin	Benton	9, 10, 11
117	Representative Patrick Windhorst	Metropolis	10, 11
118	Representative Paul Jacobs	Murphysboro	11

SENATE MEMBERS OF THE ILLINOIS GENERAL ASSEMBLY

District	Name	Hometown	PSA
34	Senator Steve Stadelman	Rockford	1
35	Senator Dave Syverson	Rockford	1, 2, 3
36	Senator Michael Halpin	Rock Island	3
37	Senator Win Stoller	Germantown Hills	1, 3, 4
38	Senator Sue Rezin	Morris	1, 2, 3
44	Senator Sally Turner	Beason	4, 5, 7
45	Senator Andrew Chesney	Freeport	1
46	Senator David Koehler	Peoria	4, 5
47	Senator Neil Anderson	Moline	3, 4, 6, 7
48	Senator Doris Turner	Springfield	5, 7
50	Senator Jil Tracy	Quincy	6, 7, 8
51	Senator Chapin Rose	Mahomet	5, 9, 10
52	Senator Paul Faraci	Champaign	5
53	Senator Tom Bennett	Watseka	2, 3, 4, 5
54	Senator Steve McClure	Springfield	5, 7, 9
55	Senator Jason Plummer	Edwardsville	8, 9, 10
56	Senator Erica Conway Harris	Glen Carbon	8
57	Senator Christopher Belt	Belleville	8
58	Senator Terri Bryant	Murphysboro	8, 9, 10, 11
59	Senator Dale Fowler	Harrisburg	10, 11

Connect with Area Agencies on Aging



Northwestern Illinois Area Agency on Aging - Rockford

Phone: (800) 542-8402 | (815)226-4901

Email: info@nwilaaa.org

Web: <http://www.nwilaaa.org>



Western Illinois Area Agency on Aging – Rock Island

Phone: (800) 322-1051 | (309)793-6800

Email: information@wiaaa.org

Web: <https://www.wiaaa.org>



Central Illinois Area Agency on Aging – Peoria

Phone: (877) 777-2422 | (309)674-2071

Email: info@ciao.net

Web: <http://ciao.net>



Connect with Area Agencies on Aging



East Central Illinois Area Agency on Aging - Bloomington

Phone: (800) 888-4456 | (309)829-2065

Email: aginginfo@eciaaa.org

Web: www.eciaaa.org



West Central Illinois Area Agency on Aging- Quincy

Phone: (800) 252-9027 | (217)223-5700

Email: wciaaa@wcian.org

Web: www.wcian.org



AgeLinc- Area Agency on Aging for Lincolnland

Springfield

Phone: (800) 252-2918 | (217)787-9234

Email: caustin@agelinc.org

Web: <https://agelinc.org>



Connect with Area Agencies on Aging



AgeSmart Community Resources – O'Fallon

Phone: (618) 222-2561

Email: ask@agesmart.org

Web: <https://www.agesmart.org>



Midland Area Agency on Aging
Established 1973

Midland Area Agency on Aging - Centralia

Phone: (618) 532-1853

Email: office@midlandaaa.org

Web: <http://www.midlandaaa.org>



Southern Illinois Area Agency on Aging – Mt. Carmel

Phone: (217) 262-0678

Email: seiaoa.program@gmail.com

Web: <http://www.seiaoa.com>



Egyptian Area Agency on Aging - Carterville

Phone: (618) 985-8311

Email: egyptianaaa@egyptianaaa.org

Web: <https://egyptianaaa.org>

THANK YOU FOR YOUR CONTINUED COMMITMENT TO SUPPORTING OLDER ADULTS OF ILLINOIS!

I4A has supported each Area Agency on Aging to build a network of aging services at the local level, incorporating the preferences of local participants. I4A's mission is to help Illinois' older adults and people with disabilities live with dignity and choices in their homes as long as possible.



[This Photo](#) by Unknown Author is licensed under [CC BY](#)