



# COUNTY SNAPSHOT **Shelby**

## General

Total Population 2019 Estimate: 21,634

60+ Population: 6,641

30.70% of Total Pop

### Economic and Social Need Factors: (Out of 60+ Pop)

75+ Population: 33.82 %

85+ Population: 10.87%

60+ Minority: 1.72%

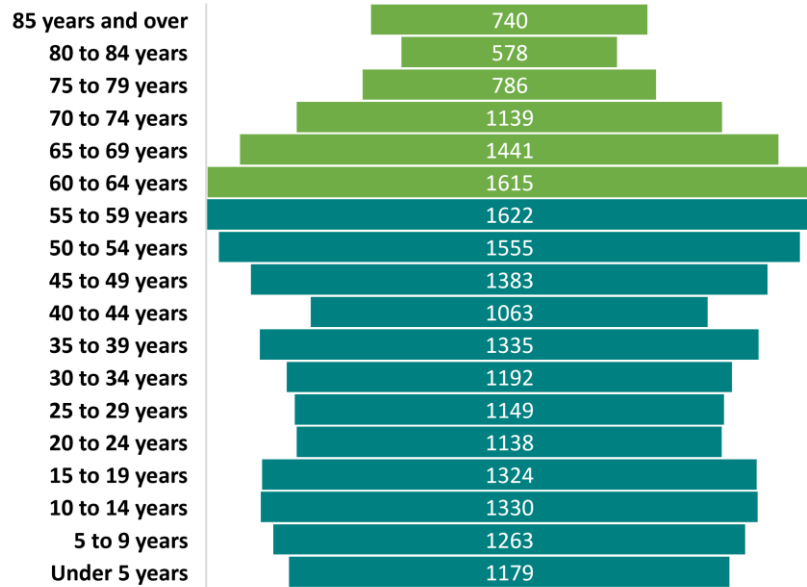
60+ in Poverty: 7.98%

60+ Living Alone: 23.79%

60+ Rural: 1.48%

\*Source: Illinois Department on Aging  
Population Estimates for Fiscal Year 22

## Shelby Count Population Pyramid (2018 ACS)



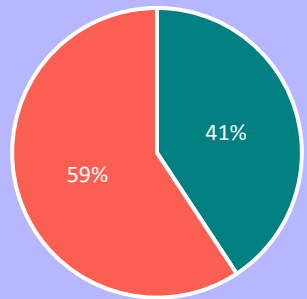
## Covid-19

Vaccination Rate: 40.72%

65+ Vaccination Rate: 69.14%

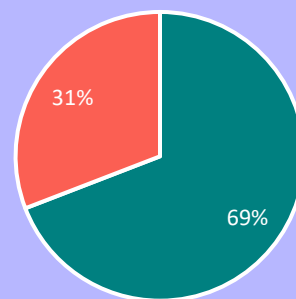
\*Source: Illinois Department of Public Health Covid-19 Data

### Total Pop Vaccination Status



■ Vaccinated ■ Unvaccinated

### 65+ Pop Vaccination Status



■ Vaccinated ■ Unvaccinated

## Social Isolation

Risk of Social Isolation: 54.9%

\*Source: AARP Foundation Connect 2 Affect, Geography of Social Isolation in U.S Older Adults

# FY21 SERVICE DATA

## Nutrition

### Home Delivered Meals:

24,891 Meals  
201 Older Adults

### Congregate Meals:

547 Meals  
57 Older Adults



## Legal Assistance

38 Units  
6 Older Adults



## Information & Assistance

1,680 Units  
362 Older Adults



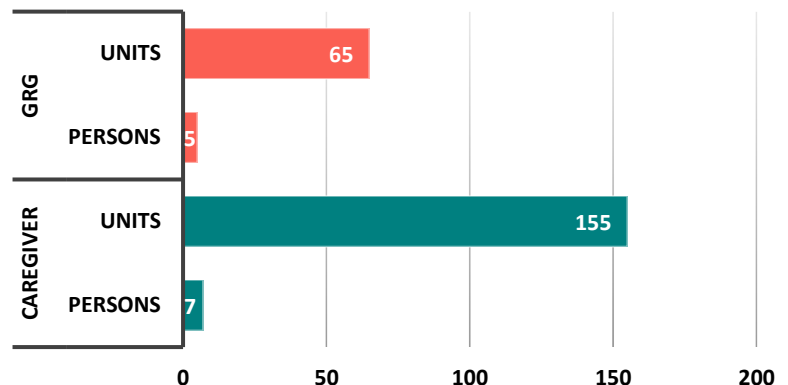
## Caregiver Advisory

### Family Caregivers Serving Older Adults:

155 Units  
7 Caregivers

### Older Family Caregivers Serving Children:

65 Units  
5 Caregivers



## Adult Protective Services (State Fiscal Year)

35 Intakes

