



COUNTY SNAPSHOT Piatt

General


Total Population 2019 Estimate: 16,344
 60+ Population: 4,497
 27.51% of Total Pop

Economic and Social Need Factors: (Out of 60+ Pop)

75+ Population: 31.33 %
 85+ Population: 8.69%
 60+ Minority: 1.51%
 60+ in Poverty: 3.34%
 60+ Living Alone: 22.01%

*Source: Illinois Department on Aging
 Population Estimates for Fiscal Year 22

Piatt County Population Pyramid (2018 ACS)

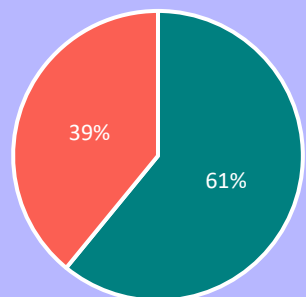


Covid-19

Covid-19 Mortality Rate: 85.4
 Vaccination Rate: 60.92%
 65+ Vaccination Rate: 92.09%

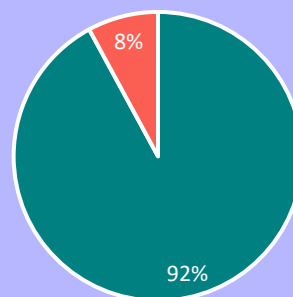
*Source: Illinois Department of Public Health Covid-19 Data

Total Pop Vaccination Status



■ Vaccinated ■ Unvaccinated

65+ Pop Vaccination Status



■ Vaccinated ■ Unvaccinated

Social Isolation

Risk of Social Isolation: 31.8%

*Source: AARP Foundation Connect 2 Affect, Geography of Social Isolation in U.S. Older Adults

FY21 SERVICE DATA

Nutrition

Home Delivered Meals:

13,244 Meals
112 Older Adults

Congregate Meals:

85 Meals
3 Older Adults



Legal Assistance

32 Units
7 Older Adults



Information & Assistance

1,157 Units
116 Older Adults



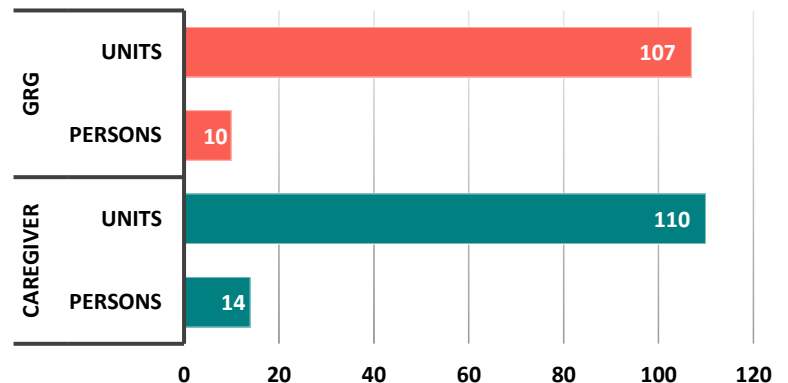
Caregiver Advisory

Family Caregivers Serving Older Adults:

110 Units
14 Caregivers

Older Family Caregivers Serving Children:

107 Units
10 Caregivers



Adult Protective Services (State Fiscal Year)

29 Intakes

