



# COUNTY SNAPSHOT Moultrie

## General

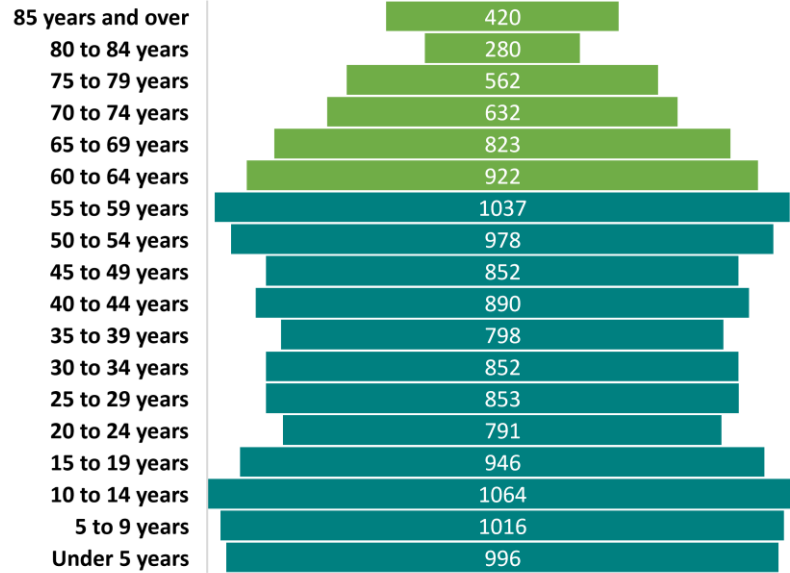
Total Population 2019 Estimate: 14,501  
 60+ Population: 3,730  
 25.72% of Total Pop

### Economic and Social Need Factors: (Out of 60+ Pop)

75+ Population: 33.86%  
 85+ Population: 12.31%  
 60+ Minority: 1.98%  
 60+ in Poverty: 4.21%  
 60+ Living Alone: 26.17%  
 60+ Rural: 0.29%

\*Source: Illinois Department on Aging  
 Population Estimates for Fiscal Year 22

## Moultrie County Population Pyramid (2018 ACS)

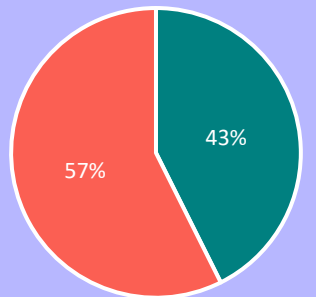


## Covid-19

Vaccination Rate: 42.62%  
 65+ Vaccination Rate: 80.70%

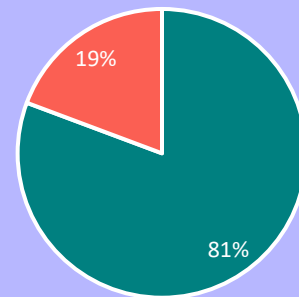
\*Source: Illinois Department of Public Health Covid-19 Data

### Total Pop Vaccination Status



■ Vaccinated ■ Unvaccinated

### 65+ Pop Vaccination Status



■ Vaccinated ■ Unvaccinated

## Social Isolation

Risk of Social Isolation: 51.4%

\*Source: AARP Foundation Connect 2 Affect, Geography of Social Isolation in U.S Older Adults

# FY21 SERVICE DATA

## Nutrition

### Home Delivered Meals:

11,898 Meals  
117 Older Adults

### Congregate Meals:

1,549 Meals  
90 Older Adults



## Legal Assistance

164 Units  
8 Older Adults



## Information & Assistance

1,094 Units  
396 Older Adults



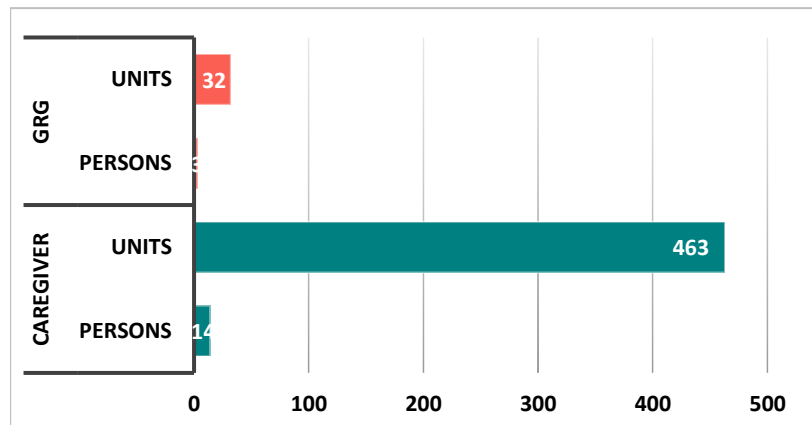
## Caregiver Advisory

### Family Caregivers Serving Older Adults:

463 Units  
14 Caregivers

### Older Family Caregivers Serving Children:

32 Units  
3 Caregivers



## Adult Protective Services (State Fiscal Year)

30 Intakes

