



COUNTY SNAPSHOT McLean

General


Total Population 2019 Estimate: 171,517
 60+ Population: 33,073
 19.28% of Total Pop

Economic and Social Need Factors: (Out of 60+ Pop)

75+ Population: 29.30 %
 85+ Population: 9.11%
 60+ Minority: 8.58%
 60+ in Poverty: 9.09%
 60+ Living Alone: 21.75%

*Source: Illinois Department on Aging
 Population Estimates for Fiscal Year 22

McLean County Population Pyramid (2018 ACS)

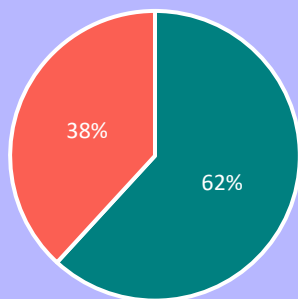


Covid-19

Covid-19 Mortality Rate: 156.5
 Vaccination Rate: 61.83%
 65+ Vaccination Rate: 92.89%

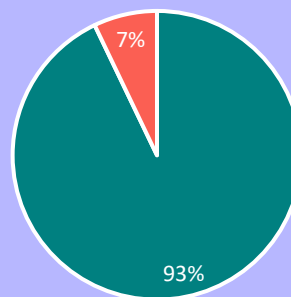
*Source: Illinois Department of Public Health Covid-19 Data

Total Pop Vaccination Status



■ Vaccinated ■ Unvaccinated

65+ Pop Vaccination Status



■ Vaccinated ■ Unvaccinated

Social Isolation

Risk of Social Isolation: 14.2%

*Source: AARP Foundation Connect 2 Affect, Geography of Social Isolation in U.S Older Adults

FY21 SERVICE DATA

Nutrition

Home Delivered Meals:

126,573 Meals
1,022 Older Adults

Congregate Meals:

7,574 Meals
252 Older Adults



Legal Assistance

264 Units
102 Older Adults



Information & Assistance

10,085 Units
225 Older Adults



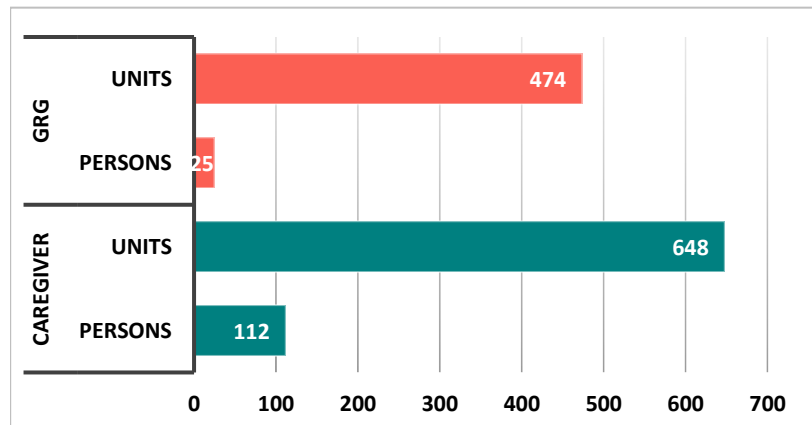
Caregiver Advisory

Family Caregivers Serving Older Adults:

648 Units
112 Caregivers

Older Family Caregivers Serving Children:

474 Units
25 Caregivers



Adult Protective Services (State Fiscal Year)

252 Intakes

