



# COUNTY SNAPSHOT Macon

## General

Total Population 2019 Estimate: 104,009

60+ Population: 28,677

27.57% of Total Pop

### Economic and Social Need Factors: (Out of 60+ Pop)

75+ Population: 32.91 %

85+ Population: 10.87%

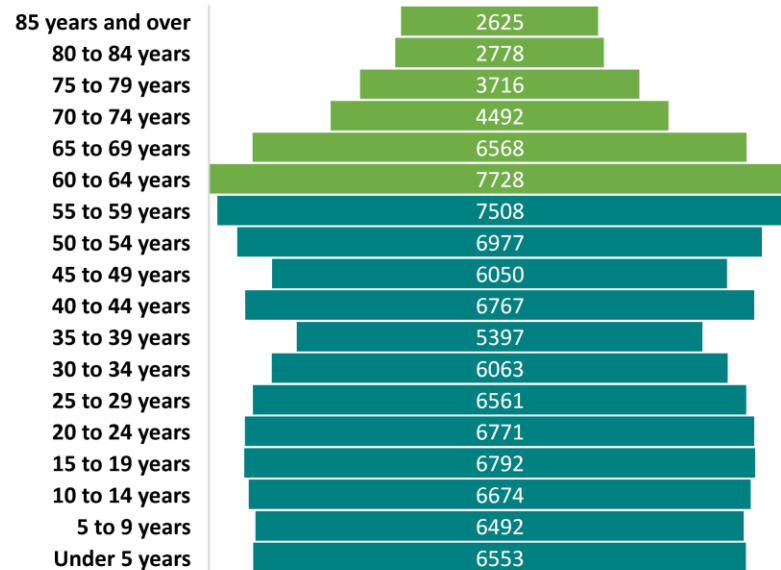
60+ Minority: 13.05%

60+ in Poverty: 10.31%

60+ Living Alone: 28.00%

\*Source: Illinois Department on Aging  
Population Estimates for Fiscal Year 22

## Macon County Population Pyramid (2018 ACS)



## Covid-19

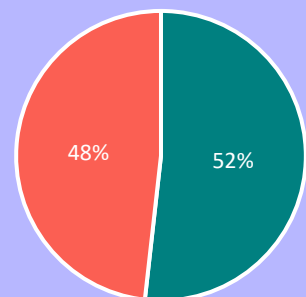
Covid-19 Mortality Rate: 206.6

Vaccination Rate: 51.78%

65+ Vaccination Rate: 80.31%

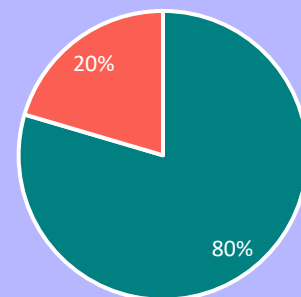
\*Source: Illinois Department of Public Health Covid-19 Data

### Total Pop Vaccination Status



■ Vaccinated ■ Unvaccinated

### 65+ Pop Vaccination Status



■ Vaccinated ■ Unvaccinated

## Social Isolation

Risk of Social Isolation: 49.4%

\*Source: AARP Foundation Connect 2 Affect, Geography of Social Isolation in U.S Older Adults

# FY21 SERVICE DATA

## Nutrition

### Home Delivered Meals:

114,565 Meals  
836 Older Adults



## Legal Assistance

587 Units  
66 Older Adults



## Information & Assistance

8,369 Units  
2,708 Older Adults



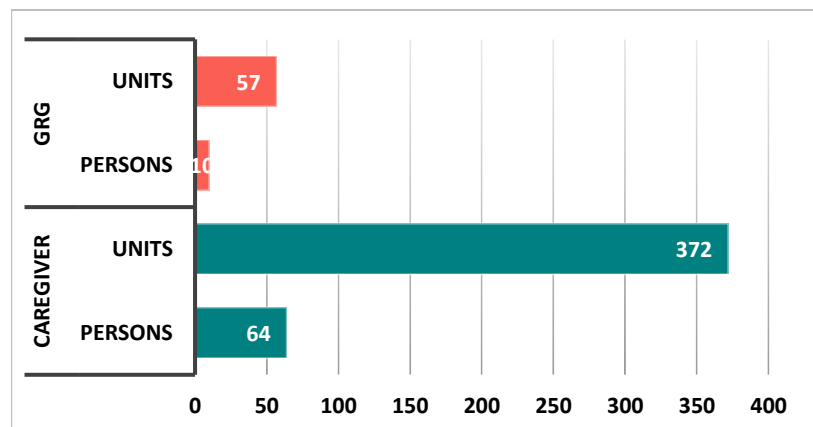
## Caregiver Advisory

### Family Caregivers Serving Older Adults:

372 Units  
64 Caregivers

### Older Family Caregivers Serving Children:

57 Units  
10 Caregivers



## Adult Protective Services (State Fiscal Year)

207 Intakes

