



# COUNTY SNAPSHOT Livingston

## General


Total Population 2019 Estimate: 35,648  
60+ Population: 9,532  
26.74% of Total Pop

### Economic and Social Need Factors: (Out of 60+ Pop)

75+ Population: 33.33%  
85+ Population: 11.50%  
60+ Minority: 3.57%  
60+ in Poverty: 9.15%  
60+ Living Alone: 25.49%  
60+ Rural: 1.35%

\*Source: Illinois Department on Aging  
Population Estimates for Fiscal Year 22

## Livingston County Population Pyramid (2018 ACS)

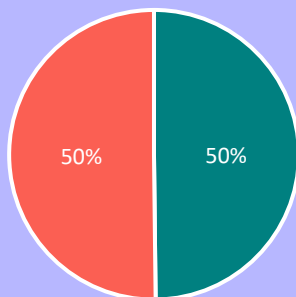


## Covid-19

Covid-19 Mortality Rate: 205.3  
Vaccination Rate: 50.36%  
65+ Vaccination Rate: 83.90%

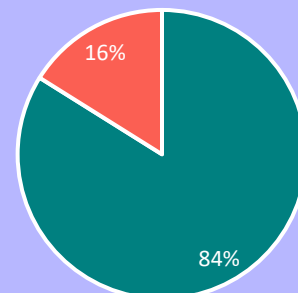
\*Source: Illinois Department of Public Health Covid-19 Data

### Total Pop Vaccination Status



■ Vaccinated ■ Unvaccinated

### 65+ Pop Vaccination Status



■ Vaccinated ■ Unvaccinated

## Social Isolation

Risk of Social Isolation: 54.8%

\*Source: AARP Foundation Connect 2 Affect, Geography of Social Isolation in U.S Older Adults

# FY21 SERVICE DATA

## Nutrition

### Home Delivered Meals:

19,475 Meals  
133 Older Adults

### Congregate Meals:

50 Meals  
3 Older Adults



## Legal Assistance

34 Units  
11 Older Adults



## Information & Assistance

3,424 Units  
734 Older Adults



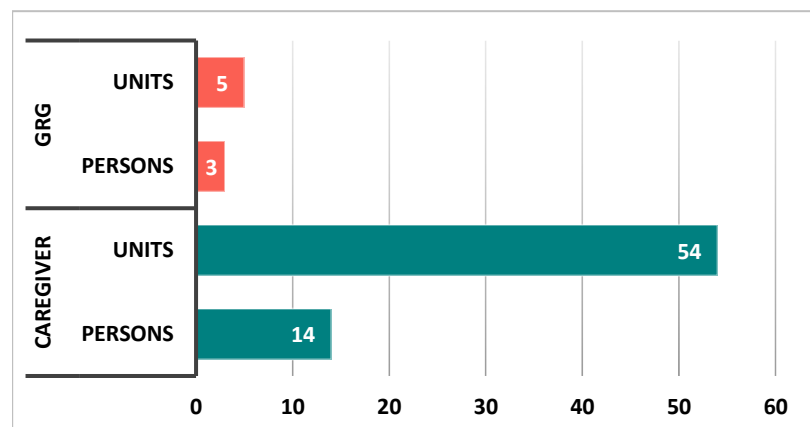
## Caregiver Advisory

### Family Caregivers Serving Older Adults:

54 Units  
14 Caregivers

### Older Family Caregivers Serving Children:

5 Units  
3 Caregivers



## Adult Protective Services (State Fiscal Year)

38 Intakes

