



COUNTY SNAPSHOT Iroquois

General


Total Population 2019 Estimate: 27,114
60+ Population: 8,115
29.93% of Total Pop

Economic and Social Need Factors: (Out of 60+ Pop)

75+ Population: 34.36%
85+ Population: 10.59%
60+ Minority: 4.12%
60+ in Poverty: 7.31%
60+ Living Alone: 26.86%
60+ Rural: 0.17%

*Source: Illinois Department on Aging
Population Estimates for Fiscal Year 22

Iroquois County Population Pyramid (2018 ACS)

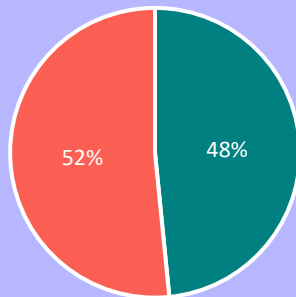


Covid-19

Covid-19 Mortality Rate: 100.7
Vaccination Rate: 48.42%
65+ Vaccination Rate: 77.23%

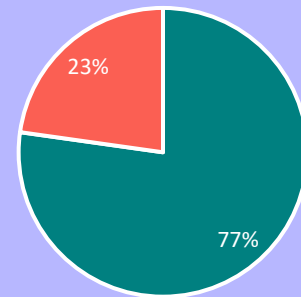
*Source: Illinois Department of Public Health Covid-19 Data

Total Pop Vaccination Status



■ Vaccinated ■ Unvaccinated

65+ Pop Vaccination Status



■ Vaccinated ■ Unvaccinated

Social Isolation

Risk of Social Isolation: 67.9%

*Source: AARP Foundation Connect 2 Affect, Geography of Social Isolation in U.S Older Adults

FY21 SERVICE DATA

Nutrition

Home Delivered Meals:

41,253 Meals
744 Older Adults

Congregate Meals:

12,228 Meals
533 Older Adults



Legal Assistance

52 Units
15 Older Adults



Information & Assistance

2,571 Units
1,253 Older Adults



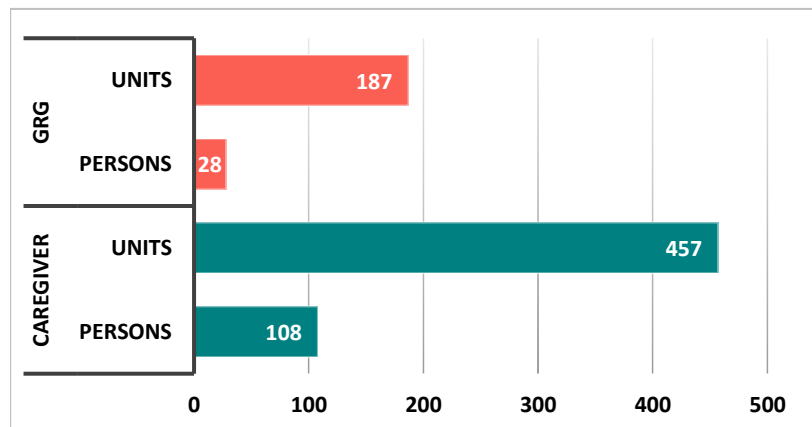
Caregiver Advisory

Family Caregivers Serving Older Adults:

457 Units
108 Caregivers

Older Family Caregivers Serving Children:

187 Units
28 Caregivers



Adult Protective Services (State Fiscal Year)

69 Intakes

