



COUNTY SNAPSHOT **Edgar**

General

Total Population 2019 Estimate: 17,161

60+ Population: 5,239

30.53% of Total Pop

Economic and Social Need Factors: (Out of 60+ Pop)

75+ Population: 33.10 %

85+ Population: 10.06%

60+ Minority: 1.99%

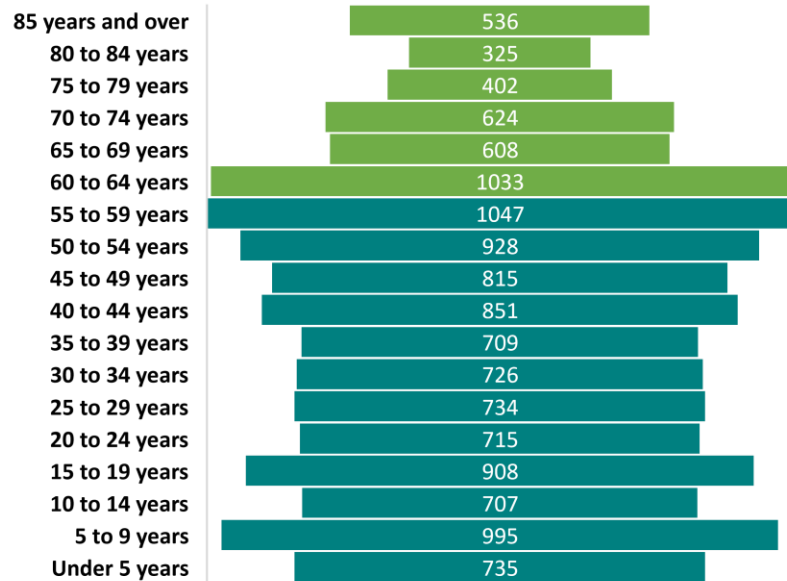
60+ in Poverty: 9.39%

60+ Living Alone: 24.43%

60+ Rural: 2.42%

*Source: Illinois Department on Aging
Population Estimates for Fiscal Year 22

Edgar County Population Pyramid (2018 ACS)



Covid-19

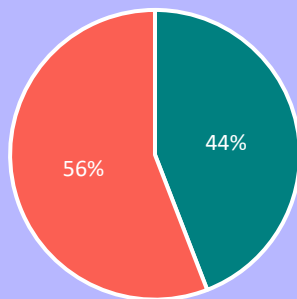
Covid-19 Mortality Rate: 264.3

Vaccination Rate: 44.13%

65+ Vaccination Rate: 76.28%

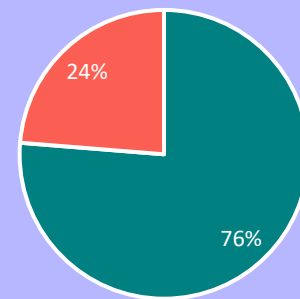
*Source: Illinois Department of Public Health Covid-19 Data

Total Pop Vaccination Status



■ Vaccinated ■ Unvaccinated

65+ Pop Vaccination Status



■ Vaccinated ■ Unvaccinated

Social Isolation

Risk of Social Isolation: 53.8%

*Source: AARP Foundation Connect 2 Affect, Geography of Social Isolation in U.S Older Adults

FY21 SERVICE DATA

Nutrition

Home Delivered Meals:

13,278 Meals
159 Older Adults

Congregate Meals:

799 Meals
74 Older Adults



Legal Assistance

53 Units
12 Older Adults



Information & Assistance

1,510 Units
649 Older Adults



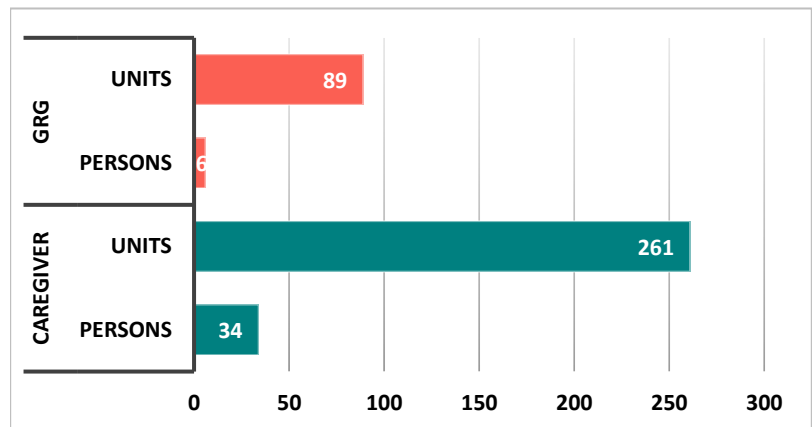
Caregiver Advisory

Family Caregivers Serving Older Adults:

261 Units
34 Caregivers

Older Family Caregivers Serving Children:

89 Units
6 Caregivers



Adult Protective Services (State Fiscal Year)

39 Intakes

