



COUNTY SNAPSHOT Douglas

General

Total Population 2019 Estimate: 19,465

60+ Population: 4,924

25.30% of Total Pop

Economic and Social Need Factors: (Out of 60+ Pop)

75+ Population: 33.00 %

85+ Population: 10.03%

60+ Minority: 4.45%

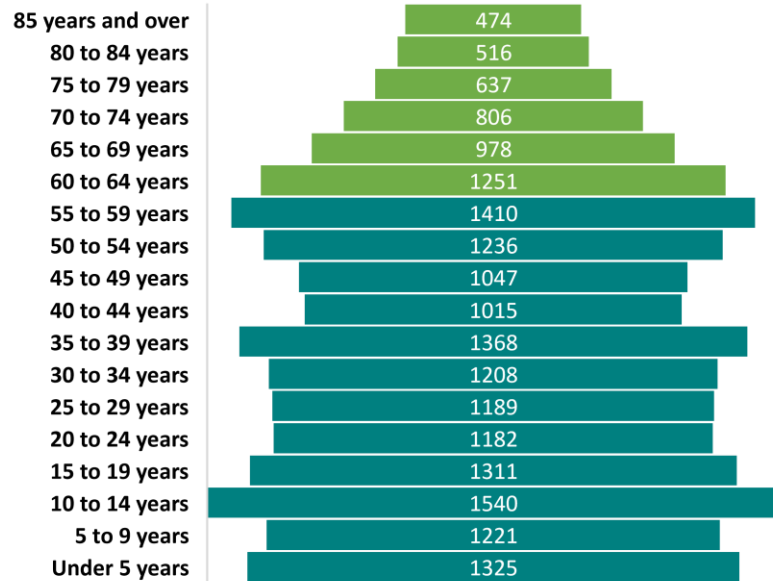
60+ in Poverty: 8.31%

60+ Living Alone: 24.68%

60+ Rural: 1.20%

*Source: Illinois Department on Aging
Population Estimates for Fiscal Year 22

Douglas County Population Pyramid (2018 ACS)



Covid-19

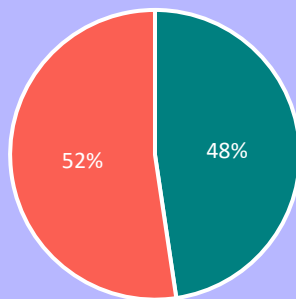
Covid-19 Mortality Rate: 61.2

Vaccination Rate: 47.65%

65+ Vaccination Rate: 76.79%

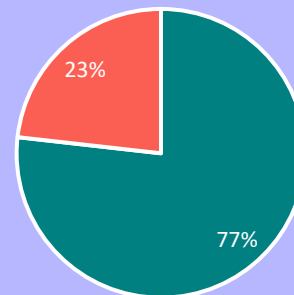
*Source: Illinois Department of Public Health Covid-19 Data

Total Pop Vaccination Status



■ Vaccinated ■ Unvaccinated

65+ Pop Vaccination Status



■ Vaccinated ■ Unvaccinated

Social Isolation

Risk of Social Isolation: 38.4%

*Source: AARP Foundation Connect 2 Affect, Geography of Social Isolation in U.S Older Adults

FY21 SERVICE DATA

Nutrition

Home Delivered Meals:

16,698 Meals
158 Older Adults

Congregate Meals:

150 Meals
6 Older Adults



Legal Assistance

61 Units
6 Older Adults



Information & Assistance

1,361 Units
321 Older Adults



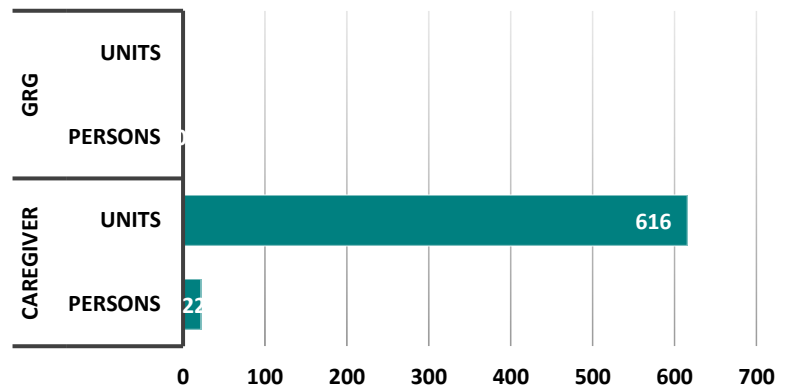
Caregiver Advisory

Family Caregivers Serving Older Adults:

616 Units
22 Caregivers

Older Family Caregivers Serving Children:

0 Units
0 Caregivers



Adult Protective Services (State Fiscal Year)

23 Intakes

