



COUNTY SNAPSHOT DeWitt

General

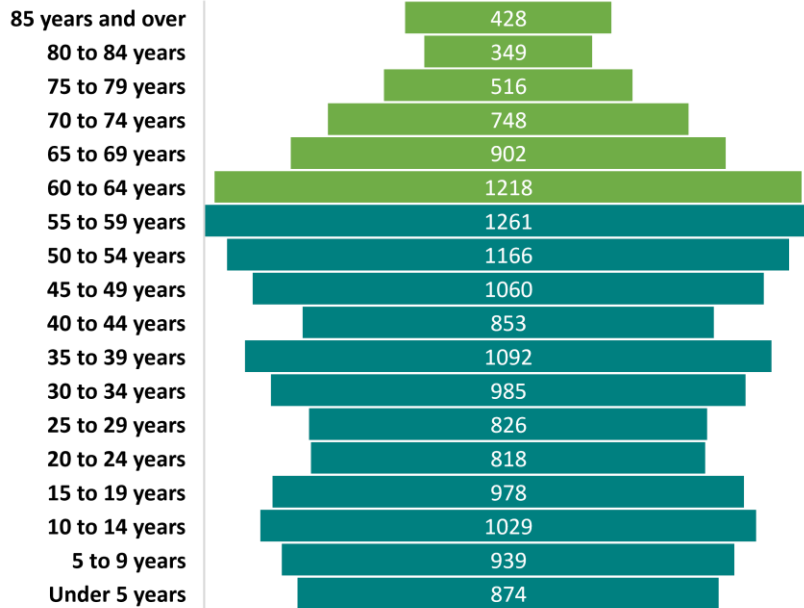
Total Population 2019 Estimate: 15,516
 60+ Population: 4,319
 27.28% of Total Pop.

Economic and Social Need Factors: (Out of 60+ Pop)

75+ Population: 30.96%
 85+ Population: 8.73%
 60+ Minority Population: 2.36%
 60+ Population in Poverty: 5.33%
 60+ Population Living Alone: 22.46%
 60+ Rural Population: 1.81%

*Source *Source: Illinois Department on Aging
 Population Estimates for Fiscal Year 22

DeWitt County Population Pyramid (2018 ACS)

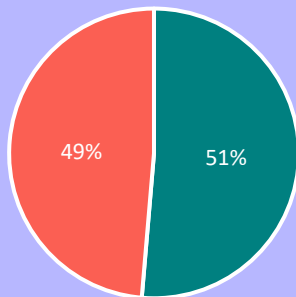


Covid-19

Covid-19 Mortality Rate: 144.4.
 Vaccination Rate: 51.35%
 65+ Vaccination Rate: 82.74%

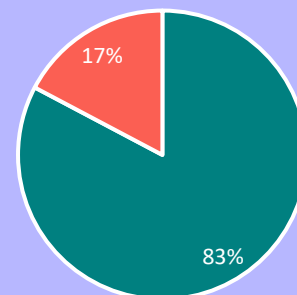
*Source: Illinois Department of Public Health Covid-19 Data

Total Pop Vaccination Status



■ Vaccinated ■ Unvaccinated

65+ Pop Vaccination Status



■ Vaccinated ■ Unvaccinated

Social Isolation

Risk of Social Isolation: 37.9%

*Source: AARP Foundation Connect 2 Affect, Geography of Social Isolation in U.S Older Adults

FY21 SERVICE DATA

Nutrition

Home Delivered Meals:

17,332 Meals
143 Older Adults

Congregate Meals:

460 Meals
28 Older Adults



Legal Assistance

44 Units
8 Older Adults



Information & Assistance

1,570 Units
598 Older Adults



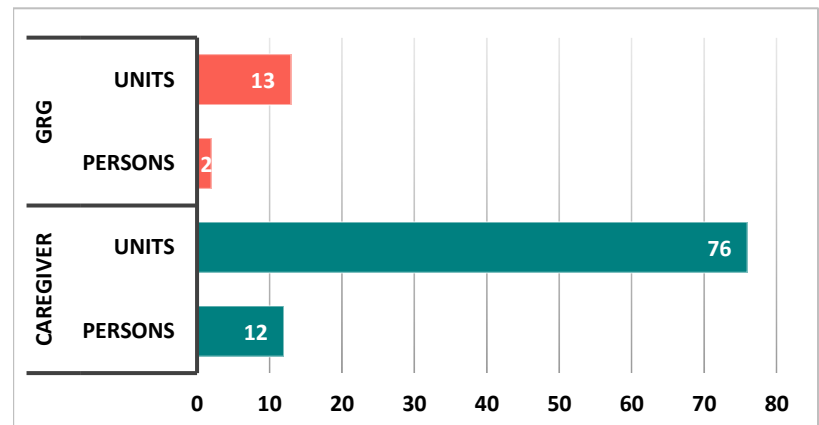
Caregiver Advisory

Family Caregivers Serving Older Adults:

76 Units
12 Caregivers

Older Family Caregivers Serving Children:

13 Units
2 Caregivers



Adult Protective Services (State Fiscal Year)

49 Intakes

