




COUNTY SNAPSHOT



General

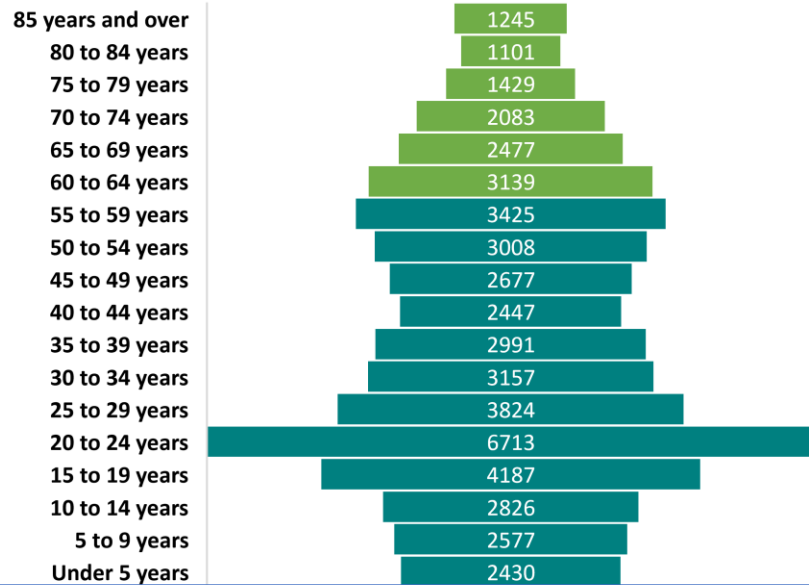
Total Population 2019 Estimate: 50,621
 60+ Population: 12,234
 24.17% of Total Pop

Economic and Social Need Factors: (Out of 60 Pop)

75+ Population: 32.17%
 85+ Population: 10.18%
 60+ Minority: 3.63%
 60+ in Poverty: 9.83%
 60+ Living Alone: 26.32%
 60+ Rural: 2.26%

*Source: Illinois Department on Aging
 Population Estimates for Fiscal Year 22

Coles County Population Pyramid (2018 ACS)

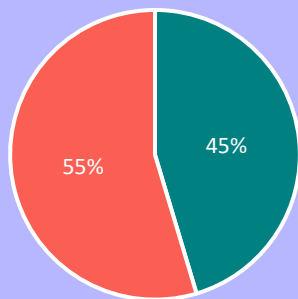


Covid-19

Covid-19 Mortality Rate: 139.6
 Vaccination Rate: 45.37%
 65+ Vaccination Rate: 80.35%

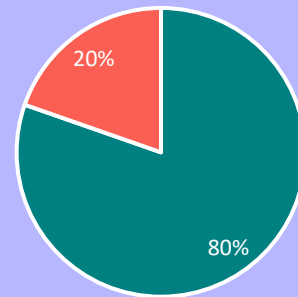
*Source: Illinois Department of Public Health Covid-19 Data

Total Pop Vaccination Status



■ Vaccinated ■ Unvaccinated

65+ Pop Vaccination Status



■ Vaccinated ■ Unvaccinated

Social Isolation

Risk of Social Isolation: 32.8%

*Source: AARP Foundation Connect 2 Affect, Geography of Social Isolation in U.S Older Adults

FY21 SERVICE DATA

Nutrition

Home Delivered Meals:

66,865 Meals
554 Older Adults

Congregate Meals:

2,526 Meals
79 Older Adults



Legal Assistance

236 Units
26 Older Adults



Information & Assistance

2,532 Units
969 Older Adults



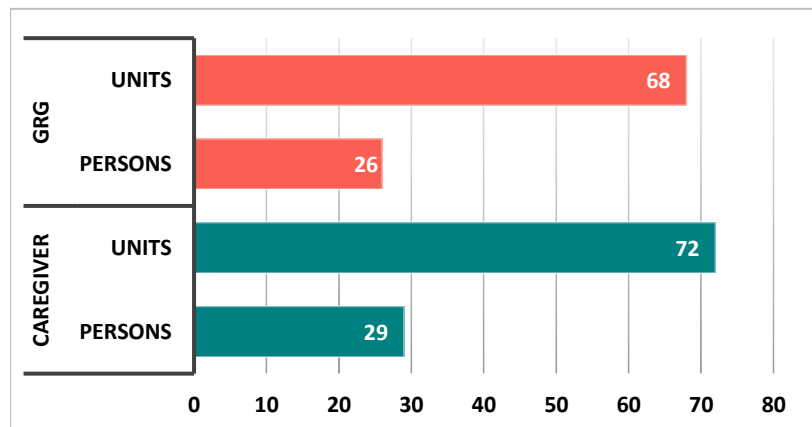
Caregiver Advisory

Family Caregivers Serving Older Adults:

172 Units
29 Caregivers

Older Family Caregivers Serving Children:

68 Units
26 Caregivers



Adult Protective Services (State Fiscal Year)

195 Intakes

