



COUNTY SNAPSHOT

CHAMPAIGN



General


Total Population 2019 Estimate: 209,689
 60+ Population: 38,857
 18.53% of Total Pop

Economic and Social Need Factors: (Out of 60+ Pop)

75+ Population: 29.48%
 85+ Population: 9.73%
 60+ Minority Population: 16.21%
 60+ Population in Poverty: 7.63%
 60+ Population Living Alone: 23.83%

*Source: Illinois Department on Aging
 Population Estimates for Fiscal Year 22

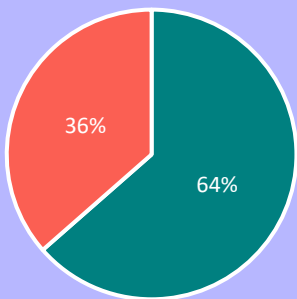
Champaign County Population Pyramid (2018 ACS)



Covid-19

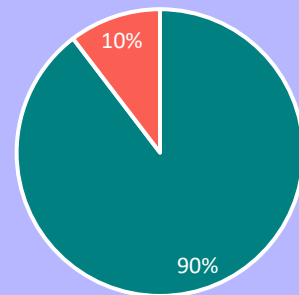
Covid-19 Mortality Rate: 139.6
 Vaccination Rate: 63.54%
 65+ Vaccination Rate: 89.63%

Total Pop Vaccination Status



■ Vaccinated ■ Unvaccinated

65+ Pop Vaccination Status



■ Vaccinated ■ Unvaccinated

Social Isolation

Risk of Social Isolation: 12.8%

*Source: AARP Foundation Connect 2 Affect, Geography of Social Isolation in U.S Older Adults

FY21 SERVICE DATA

Nutrition

Home Delivered Meals:

92,506 Meals
716 Older Adults

Congregate Meals:

1,713 Meals
101 Older Adults



Legal Assistance

789 Units
116 Older Adults



Information & Assistance

9,325 Units
3,738 Older Adults



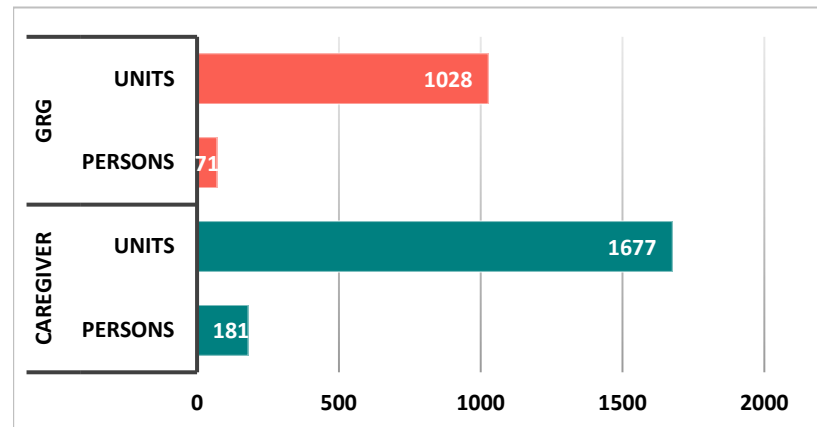
Caregiver Advisory

Family Caregivers Serving Older Adults:

1,677 Units
181 Caregivers

Older Family Caregivers Serving Children:

1,028 Units
71 Caregivers



Adult Protective Services (State Fiscal Year)

269 Intakes

