



COUNTY SNAPSHOT VERMILION



General

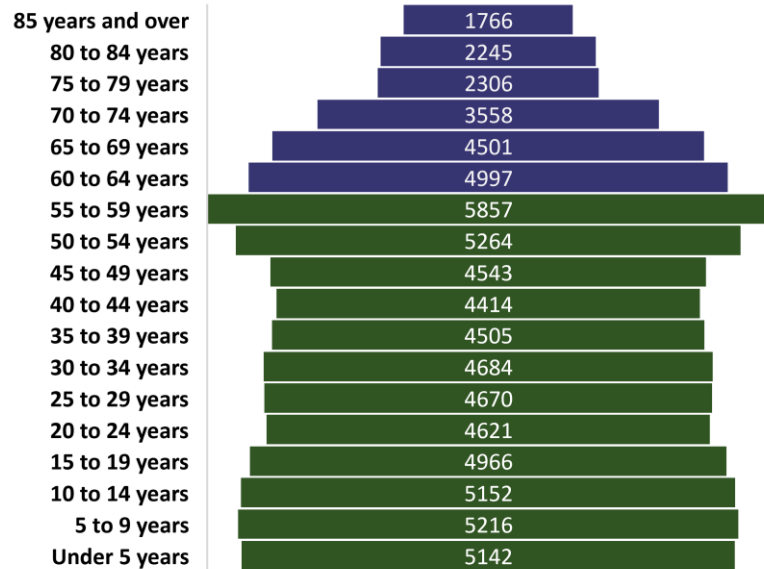
Total Population 2023 Estimate: 76,704
 60+ Population: 19,908
 25.95% of Total Pop

Economic and Social Need Factors: (Out of 60+ Pop)

75+ Population: 31.90%
 85+ Population: 9.63%
 60+ Minority: 11.00%
 60+ in Poverty: 7.84%
 60+ Living Alone: 27.88%

*Source: Illinois Department on Aging
 Population Estimates for Fiscal Year 23

Vermilion County Population Pyramid (2018 ACS)

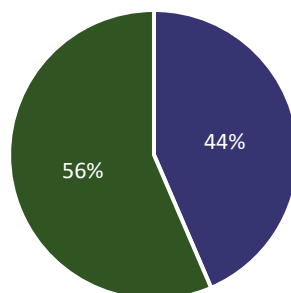


Covid-19

Covid-19 Mortality Rate: 189.5
 Vaccination Rate: 43.54%
 65+ Vaccination Rate: 74.44%

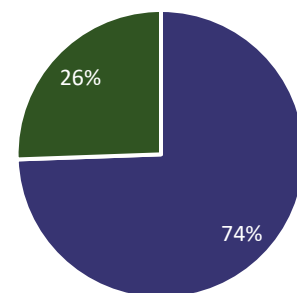
*Source: Illinois Department of Public Health Covid-19 Data

Total Pop Vaccination Status



■ Vaccinated ■ Unvaccinated

65+ Pop Vaccination Status



■ Vaccinated ■ Unvaccinated

Social Isolation

Risk of Social Isolation: 51.5%

*Source: AARP Foundation Connect 2 Affect, Geography of Social Isolation in U.S Older Adults

FY22 SERVICE DATA

Nutrition

Home Delivered Meals:

85,314 Meals
513 Older Adults

Congregate Meals:

7,958 Meals
576 Older Adults



Legal Assistance

421 Units
51 Older Adults



Information & Assistance

9,770 Units
2,773 Older Adults



Adult Protective Services (State Fiscal Year)

308 Intakes



Caregiver Advisory

Older Family Caregivers Serving Children:

793 Units
72 Caregivers

Family Caregivers Serving Older Adults:

706 Units
118 Caregivers

