



COUNTY SNAPSHOT SHELBY



General

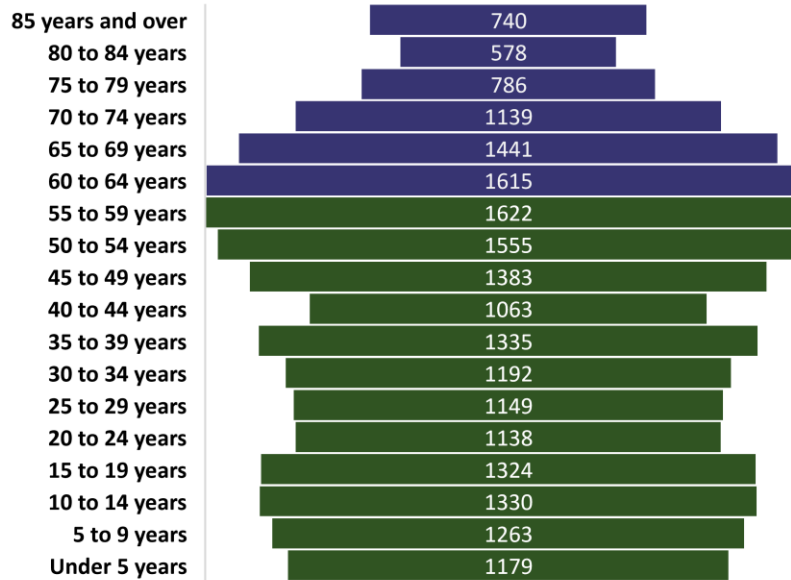
Total Population 2023 Estimate: 21,623
 60+ Population: 6,494
 30.03% of Total Pop

Economic and Social Need Factors: (Out of 60+ Pop)

75+ Population: 33.86%
 85+ Population: 9.66%
 60+ Minority: 1.76%
 60+ in Poverty: 7.25%
 60+ Living Alone: 22.25%

*Source: Illinois Department on Aging
 Population Estimates for Fiscal Year 23

Shelby Count Population Pyramid (2018 ACS)

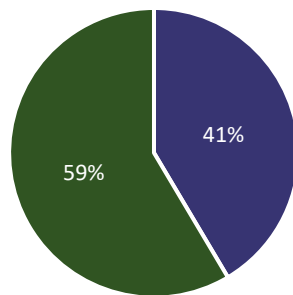


Covid-19

Covid-19 Mortality Rate: 59.8
 Vaccination Rate: 41.47%
 65+ Vaccination Rate: 70.55%

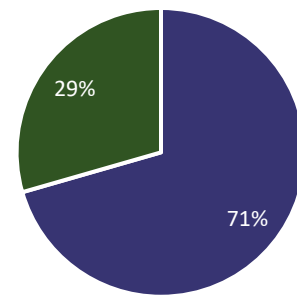
*Source: Illinois Department of Public Health Covid-19 Data

Total Pop Vaccination Status



■ Vaccinated ■ Unvaccinated

65+ Pop Vaccination Status



■ Vaccinated ■ Unvaccinated

Social Isolation

Risk of Social Isolation: 54.9%

*Source: AARP Foundation Connect 2 Affect, Geography of Social Isolation in U.S Older Adults

FY22 SERVICE DATA

Nutrition

Home Delivered Meals:

22,819 Meals
200 Older Adults

Congregate Meals:

5,229 Meals
133 Older Adults



Legal Assistance

44 Units
11 Older Adults



Information & Assistance

1,862 Units
365 Older Adults



Adult Protective Services (State Fiscal Year)

37 Intakes



Caregiver Advisory

Older Family Caregivers Serving Children:

110 Units
3 Caregivers

Family Caregivers Serving Older Adults:

237 Units
7 Caregivers

