



# COUNTY SNAPSHOT PIATT



## General

Total Population 2023 Estimate: 16,412

60+ Population: 4,331

26.39% of Total Pop

### Economic and Social Need Factors:

(Out of 60+ Pop)

75+ Population: 31.77%

85+ Population: 9.26%

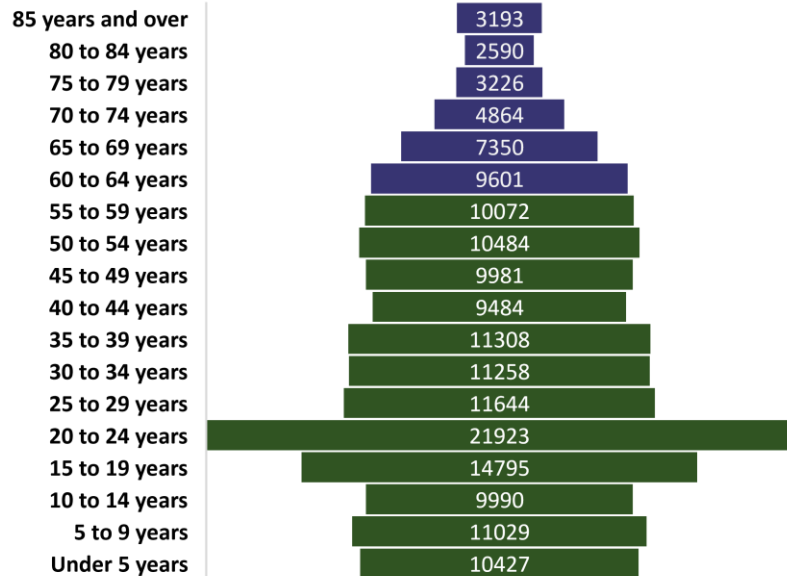
60+ Minority: 1.57%

60+ in Poverty: 2.93%

60+ Living Alone: 24.13%

\*Source: Illinois Department on Aging  
Population Estimates for Fiscal Year 23

## Piatt County Population Pyramid (2018 ACS)



## Covid-19

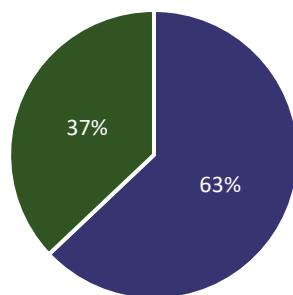
Covid-19 Mortality Rate: 85.4

Vaccination Rate: 62.94%

65+ Vaccination Rate: 94.45%

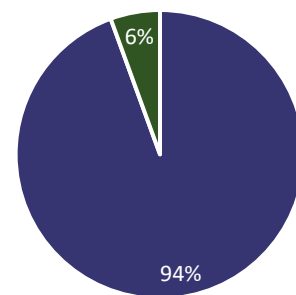
\*Source: Illinois Department of Public Health Covid-19 Data

### Total Pop Vaccination Status



■ Vaccinated ■ Unvaccinated

### 65+ Pop Vaccination Status



■ Vaccinated ■ Unvaccinated

## Social Isolation

Risk of Social Isolation: 31.8%

\*Source: AARP Foundation Connect 2 Affect, Geography of Social Isolation in U.S Older Adults

# FY22 SERVICE DATA

## Nutrition

### Home Delivered Meals:

12,758 Meals  
95 Older Adults

### Congregate Meals:

1,391 Meals  
20 Older Adults



## Legal Assistance

19 Units  
4 Older Adults



## Information & Assistance

899 Units  
288 Older Adults



## Adult Protective Services (State Fiscal Year)

35 Intakes



## Caregiver Advisory

### Older Family Caregivers Serving Children:

44 Units  
4 Caregivers

### Family Caregivers Serving Older Adults:

47 Units  
11 Caregivers

