



COUNTY SNAPSHOT MCLEAN



General

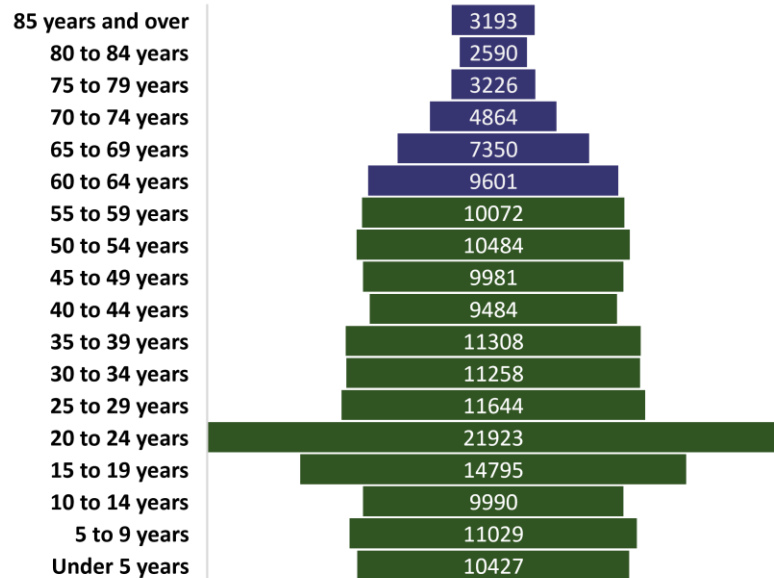
Total Population 2023 Estimate: 172,164
 60+ Population: 32,318
 18.77% of Total Pop

Economic and Social Need Factors: (Out of 60+ Pop)

75+ Population: 29.03%
 85+ Population: 9.23%
 60+ Minority: 8.78%
 60+ in Poverty: 9.49%
 60+ Living Alone: 23.16%

*Source: Illinois Department on Aging
 Population Estimates for Fiscal Year 23

McLean County Population Pyramid (2018 ACS)

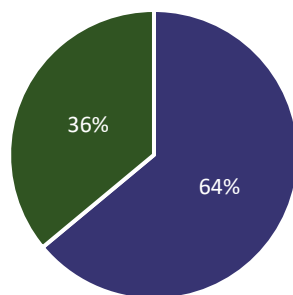


Covid-19

Covid-19 Mortality Rate: 199.9
 Vaccination Rate: 62.94%
 65+ Vaccination Rate: 94.45%

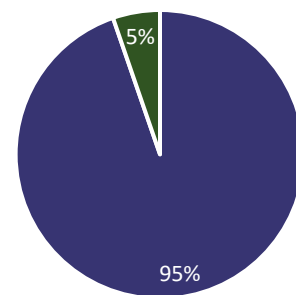
*Source: Illinois Department of Public Health Covid-19 Data

Total Pop Vaccination Status



■ Vaccinated ■ Unvaccinated

65+ Pop Vaccination Status



■ Vaccinated ■ Unvaccinated

Social Isolation

Risk of Social Isolation: 14.2%

*Source: AARP Foundation Connect 2 Affect, Geography of Social Isolation in U.S Older Adults

FY22 SERVICE DATA

Nutrition

Home Delivered Meals:

115,074 Meals
773 Older Adults

Congregate Meals:

30,735 Meals
388 Older Adults



Legal Assistance

258 Units
65 Older Adults



Information & Assistance

9,606 Units
1,915 Older Adults



Adult Protective Services (State Fiscal Year)

286 Intakes



Caregiver Advisory

Older Family Caregivers Serving Children:

296 Units
15 Caregivers

Family Caregivers Serving Older Adults:

587 Units
97 Caregivers

