



COUNTY SNAPSHOT MACON



General

Total Population 2023 Estimate: 104,688

60+ Population: 28,175

26.91% of Total Pop

Economic and Social Need Factors:

(Out of 60+ Pop)

75+ Population: 32.83%

85+ Population: 11.01%

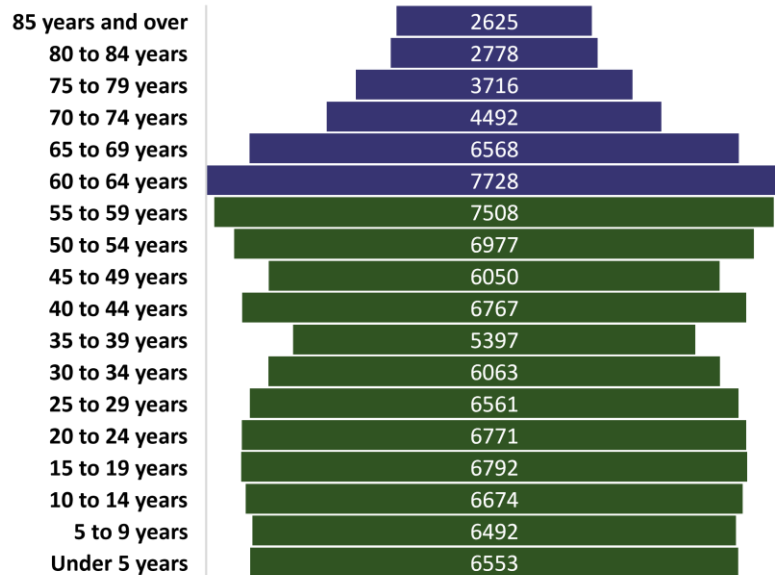
60+ Minority: 13.28%

60+ in Poverty: 8.67%

60+ Living Alone: 28.18%

*Source: Illinois Department on Aging
Population Estimates for Fiscal Year 23

Macon County Population Pyramid (2018 ACS)



Covid-19

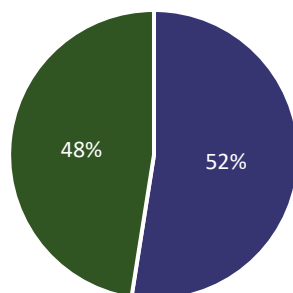
Covid-19 Mortality Rate: 279.5

Vaccination Rate: 52.50%

65+ Vaccination Rate: 80.65%

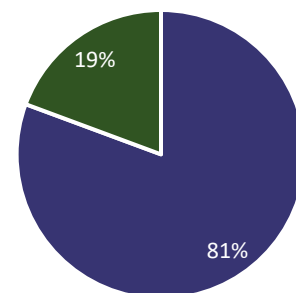
*Source: Illinois Department of Public Health Covid-19 Data

Total Pop Vaccination Status



■ Vaccinated ■ Unvaccinated

65+ Pop Vaccination Status



■ Vaccinated ■ Unvaccinated

Social Isolation

Risk of Social Isolation: 49.4%

*Source: AARP Foundation Connect 2 Affect, Geography of Social Isolation in U.S Older Adults

FY22 SERVICE DATA

Nutrition

Home Delivered Meals:

89,424 Meals
697 Older Adults

Congregate Meals:

7,445 Meals
178 Older Adults



Legal Assistance

617 Units
61 Older Adults



Information & Assistance

8,373 Units
2,434 Older Adults



Adult Protective Services (State Fiscal Year)

226 Intakes



Caregiver Advisory

Older Family Caregivers Serving Children:

60 Units
18 Caregivers

Family Caregivers Serving Older Adults:

491 Units
84 Caregivers

