



COUNTY SNAPSHOT LIVINGSTON



General

Total Population 2023 Estimate: 35,757

60+ Population: 9,577

26.78% of Total Pop

Economic and Social Need Factors:

(Out of 60+ Pop)

75+ Population: 33.06%

85+ Population: 14.17%

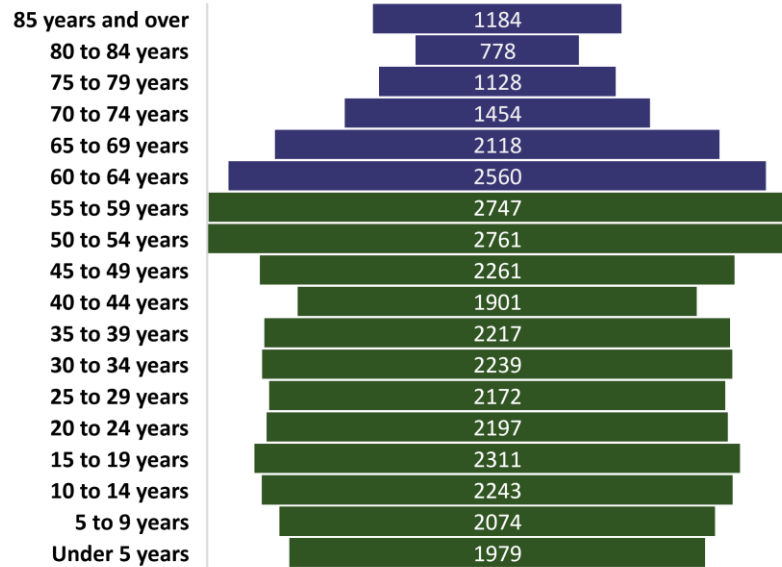
60+ Minority: 3.55%

60+ in Poverty: 8.43%

60+ Living Alone: 26.26%

*Source: Illinois Department on Aging
Population Estimates for Fiscal Year 23

Livingston County Population Pyramid (2018 ACS)



Covid-19

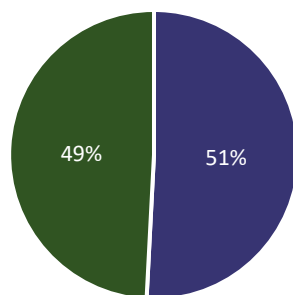
Covid-19 Mortality Rate: 230.3

Vaccination Rate: 50.82%

65+ Vaccination Rate: 84.20%

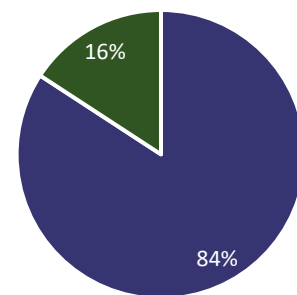
*Source: Illinois Department of Public Health Covid-19 Data

Total Pop Vaccination Status



■ Vaccinated ■ Unvaccinated

65+ Pop Vaccination Status



■ Vaccinated ■ Unvaccinated

Social Isolation

Risk of Social Isolation: 54.8%

*Source: AARP Foundation Connect 2 Affect, Geography of Social Isolation in U.S Older Adults

FY22 SERVICE DATA

Nutrition

Home Delivered Meals:

19,331 Meals
175 Older Adults

Congregate Meals:

235 Meals
24 Older Adults



Legal Assistance

43 Units
10 Older Adults



Information & Assistance

2,520 Units
593 Older Adults



Adult Protective Services (State Fiscal Year)

64 Intakes



Caregiver Advisory

Older Family Caregivers Serving Children:

16 Units
3 Caregivers

Family Caregivers Serving Older Adults:

9 Units
4 Caregivers

