



COUNTY SNAPSHOT IROQUOIS

General

Total Population 2023 Estimate: 27,437

60+ Population: 8,230

30.00% of Total Pop

Economic and Social Need Factors:

(Out of 60+ Pop)

75+ Population: 33.75%

85+ Population: 10.21%

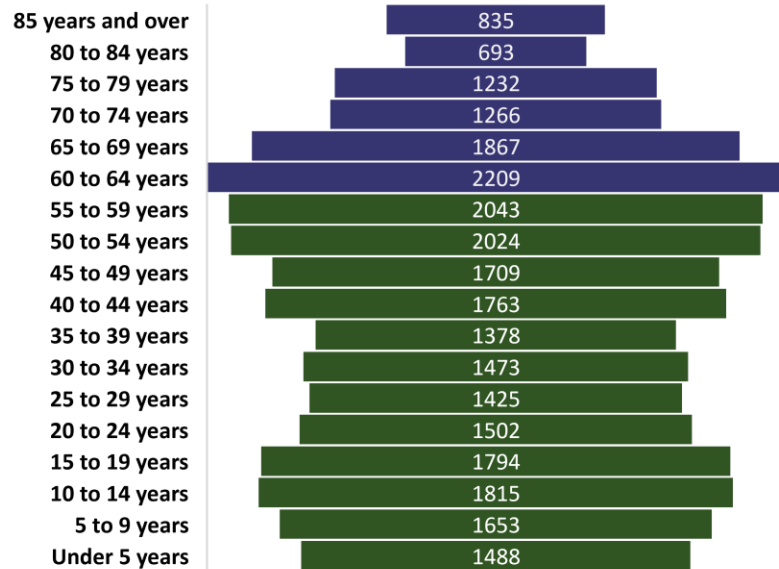
60+ Minority: 4.06%

60+ in Poverty: 8.37%

60+ Living Alone: 25.82%

*Source: Illinois Department on Aging
Population Estimates for Fiscal Year 23

Iroquois County Population Pyramid (2018 ACS)



Covid-19

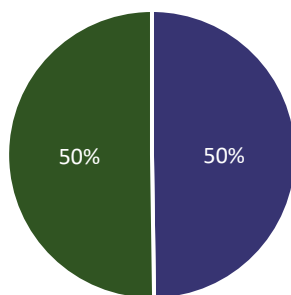
Covid-19 Mortality Rate: 118.7

Vaccination Rate: 49.77%

65+ Vaccination Rate: 79.08%

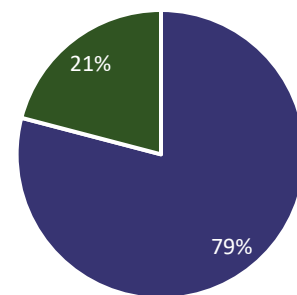
*Source: Illinois Department of Public Health Covid-19 Data

Total Pop Vaccination Status



■ Vaccinated ■ Unvaccinated

65+ Pop Vaccination Status



■ Vaccinated ■ Unvaccinated

Social Isolation

Risk of Social Isolation: 67.9%

*Source: AARP Foundation Connect 2 Affect, Geography of Social Isolation in U.S Older Adults

FY22 SERVICE DATA

Nutrition

Home Delivered Meals:

7,225 Meals
40 Older Adults

Congregate Meals:

46,725 Meals
817 Older Adults



Legal Assistance

51 Units
13 Older Adults



Information & Assistance

2,376 Units
1,084 Older Adults



Adult Protective Services (State Fiscal Year)

69 Intakes



Caregiver Advisory

Older Family Caregivers Serving Children:

7 Units
1 Caregivers

Family Caregivers Serving Older Adults:

3 Units
1 Caregivers

