



COUNTY SNAPSHOT FORD



General

Total Population 2023 Estimate: 13,155

60+ Population: 3,517

26.74% of Total Pop

Economic and Social Need Factors:

(Out of 60+ Pop)

75+ Population: 35.60%

85+ Population: 13.88%

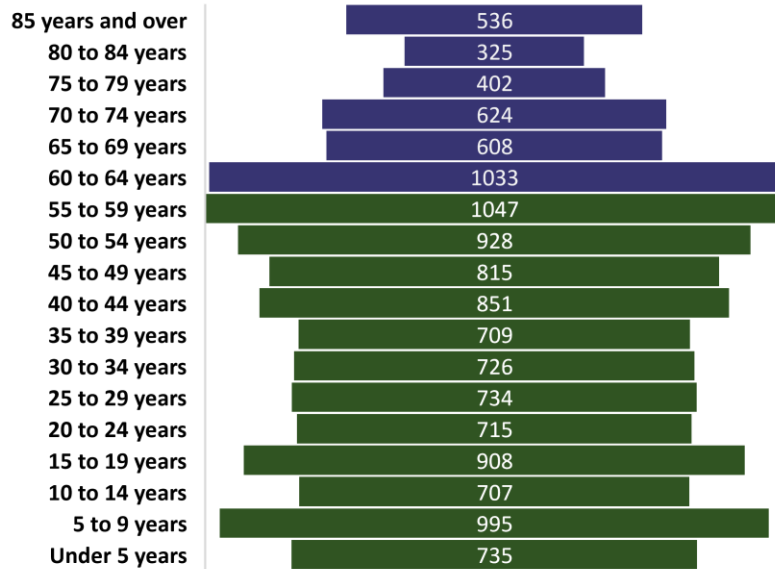
60+ Minority: 2.53%

60+ in Poverty: 5.00%

60+ Living Alone: 31.28%

*Source: Illinois Department on Aging
Population Estimates for Fiscal Year 23

Ford County Population Pyramid (2018 ACS)



Covid-19

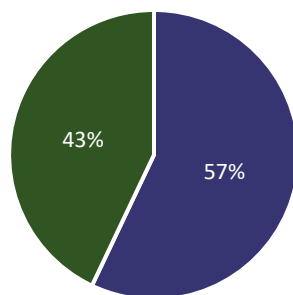
Covid-19 Mortality Rate: 346.6

Vaccination Rate: 57.05%

65+ Vaccination Rate: 93.20%

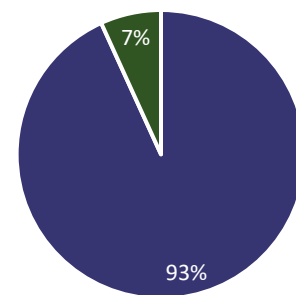
*Source: Illinois Department of Public Health Covid-19 Data

Total Pop Vaccination Status



■ Vaccinated ■ Unvaccinated

65+ Pop Vaccination Status



■ Vaccinated ■ Unvaccinated

Social Isolation

Risk of Social Isolation: 46.8%

*Source: AARP Foundation Connect 2 Affect, Geography of Social Isolation in U.S Older Adults

FY22 SERVICE DATA

Nutrition

Home Delivered Meals:

4,770 Meals
47 Older Adults

Congregate Meals:

5,657 Meals
71 Older Adults



Legal Assistance

110 Units
7 Older Adults



Information & Assistance

646 Units
234 Older Adults



Adult Protective Services (State Fiscal Year)

15 Intakes



Caregiver Advisory

Older Family Caregivers Serving Children:

46 Units
6 Caregivers

Family Caregivers Serving Older Adults:

71 Units
10 Caregivers

