



COUNTY SNAPSHOT EDGAR



General

Total Population 2023 Estimate: 17,272

60+ Population: 5,170

29.93% of Total Pop

Economic and Social Need Factors:

(Out of 60+ Pop)

75+ Population: 33.13%

85+ Population: 11.20%

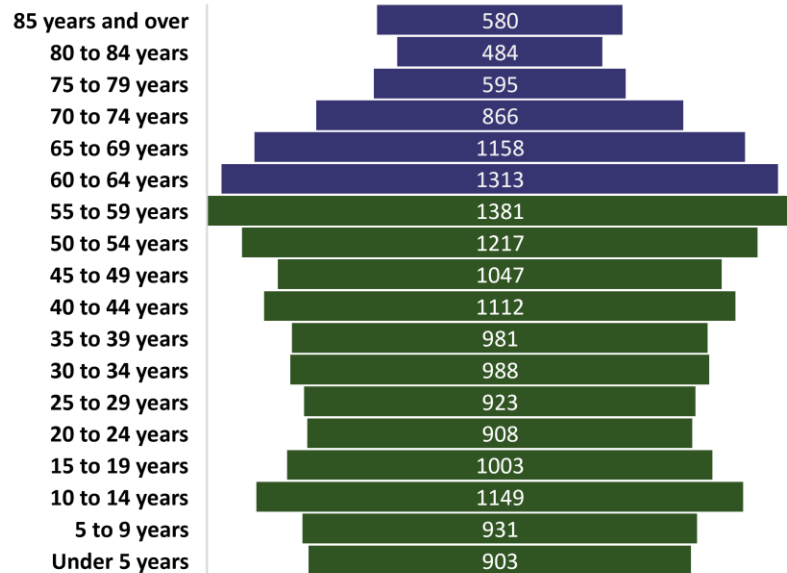
60+ Minority: 2.01%

60+ in Poverty: 10.39%

60+ Living Alone: 24.95%

*Source: Illinois Department on Aging
Population Estimates for Fiscal Year 23

Edgar County Population Pyramid (2018 ACS)



Covid-19

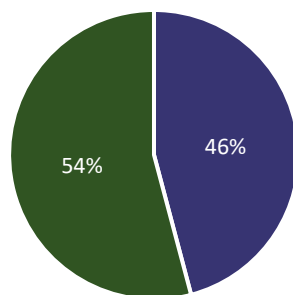
Covid-19 Mortality Rate: 298.7

Vaccination Rate: 57.05%

65+ Vaccination Rate: 93.20%

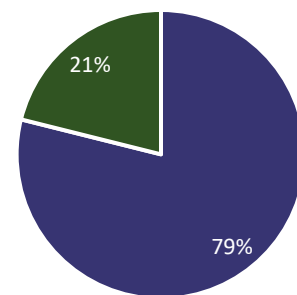
*Source: Illinois Department of Public Health Covid-19 Data

Total Pop Vaccination Status



■ Vaccinated ■ Unvaccinated

65+ Pop Vaccination Status



■ Vaccinated ■ Unvaccinated

Social Isolation

Risk of Social Isolation: 53.8%

*Source: AARP Foundation Connect 2 Affect, Geography of Social Isolation in U.S Older Adults

FY22 SERVICE DATA

Nutrition

Home Delivered Meals:

10,876 Meals
73 Older Adults

Congregate Meals:

3,297 Meals
130 Older Adults



Legal Assistance

35 Units
10 Older Adults



Information & Assistance

2,183 Units
666 Older Adults



Adult Protective Services (State Fiscal Year)

80 Intakes



Caregiver Advisory

Older Family Caregivers Serving Children:

124 Units
8 Caregivers

Family Caregivers Serving Older Adults:

263 Units
37 Caregivers

