



COUNTY SNAPSHOT

DOUGLAS



General

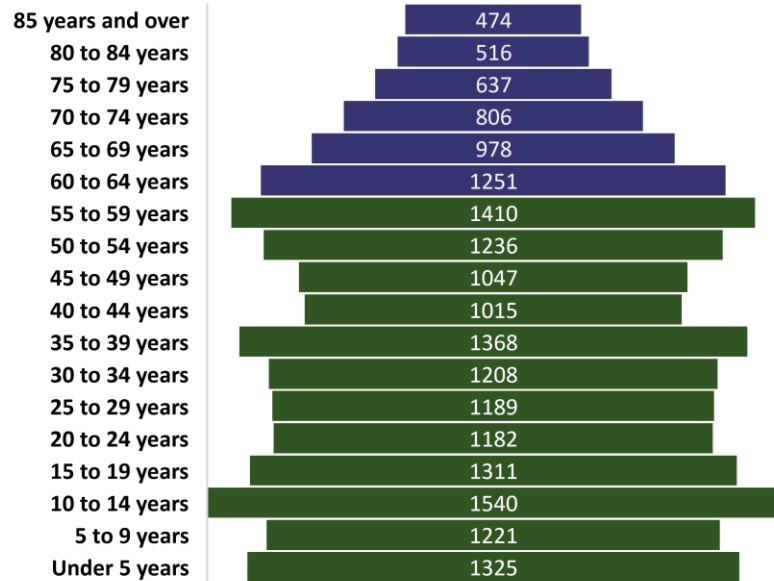
Total Population 2023 Estimate: 19,551
 60+ Population: 4,819
 24.65% of Total Pop

Economic and Social Need Factors: (Out of 60+ Pop)

75+ Population: 33.95%
 85+ Population: 13.09%
 60+ Minority: 4.54%
 60+ in Poverty: 8.63%
 60+ Living Alone: 24.49%

*Source: Illinois Department on Aging
 Population Estimates for Fiscal Year 23

Douglas County Population Pyramid (2018 ACS)

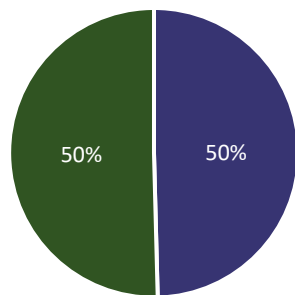


Covid-19

Covid-19 Mortality Rate: 71.3
 Vaccination Rate: 49.59%
 65+ Vaccination Rate: 78.52%

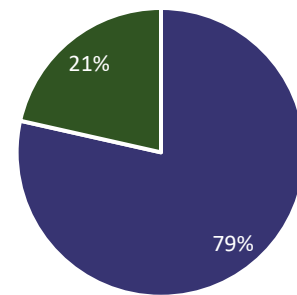
*Source: Illinois Department of Public Health Covid-19 Data

Total Pop Vaccination Status



■ Vaccinated ■ Unvaccinated

65+ Pop Vaccination Status



■ Vaccinated ■ Unvaccinated

Social Isolation

Risk of Social Isolation: 38.4%

*Source: AARP Foundation Connect 2 Affect, Geography of Social Isolation in U.S Older Adults

FY22 SERVICE DATA

Nutrition

Home Delivered Meals:

17,174 Meals
125 Older Adults

Congregate Meals:

1,578 Meals
37 Older Adults



Legal Assistance

85 Units
8 Older Adults



Information & Assistance

826 Units
285 Older Adults



Adult Protective Services (State Fiscal Year)

41 Intakes



Caregiver Advisory

Older Family Caregivers Serving Children:

0 Units
0 Caregivers

Family Caregivers Serving Older Adults:

1,679 Units
34 Caregivers

