



# COUNTY SNAPSHOT DEWITT



## General

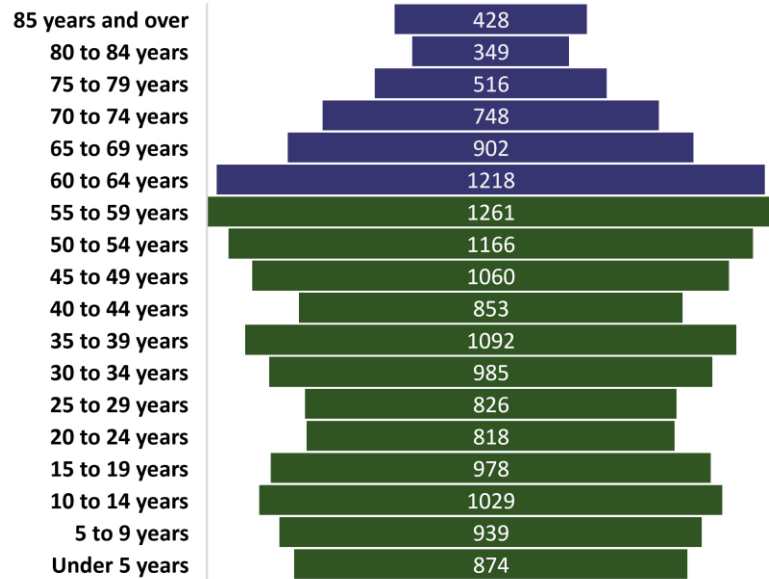
Total Population 2023 Estimate: 15,764  
 60+ Population: 4,202  
 26.66% of Total Pop

### Economic and Social Need Factors: (Out of 60+ Pop)

75+ Population: 31.27%  
 85+ Population: 8.09%  
 60+ Minority: 2.43%  
 60+ in Poverty: 4.93%  
 60+ Living Alone: 24.99%

\*Source: Illinois Department on Aging  
 Population Estimates for Fiscal Year 23

## DeWitt County Population Pyramid (2018 ACS)

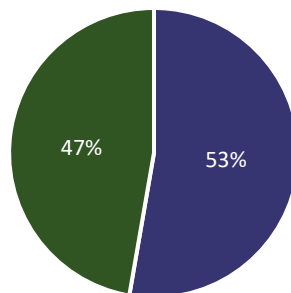


## Covid-19

Covid-19 Mortality Rate: 163.2  
 Vaccination Rate: 52.73%  
 65+ Vaccination Rate: 83.87%

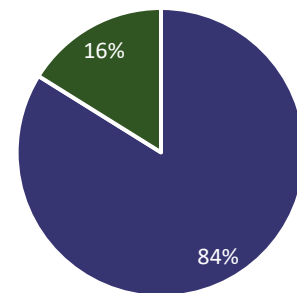
\*Source: Illinois Department of Public Health Covid-19 Data

### Total Pop Vaccination Status



■ Vaccinated ■ Unvaccinated

### 65+ Pop Vaccination Status



■ Vaccinated ■ Unvaccinated

## Social Isolation

Risk of Social Isolation: 37.9%

\*Source: AARP Foundation Connect 2 Affect, Geography of Social Isolation in U.S Older Adults

# FY22 SERVICE DATA

## Nutrition

### Home Delivered Meals:

15,683 Meals  
109 Older Adults

### Congregate Meals:

3,746 Meals  
50 Older Adults



## Legal Assistance

10 Units  
3 Older Adults



## Information & Assistance

989 Units  
393 Older Adults



## Adult Protective Services (State Fiscal Year)

43 Intakes



## Caregiver Advisory

### Older Family Caregivers Serving Children:

10 Units  
3 Caregivers

### Family Caregivers Serving Older Adults:

75 Units  
10 Caregivers

