



# COUNTY SNAPSHOT CUMBERLAND



## General

Total Population 2023 Estimate: 10,787

60+ Population: 2,917

27.04% of Total Pop

### Economic and Social Need Factors:

(Out of 60+ Pop)

75+ Population: 32.05%

85+ Population: 13.27%

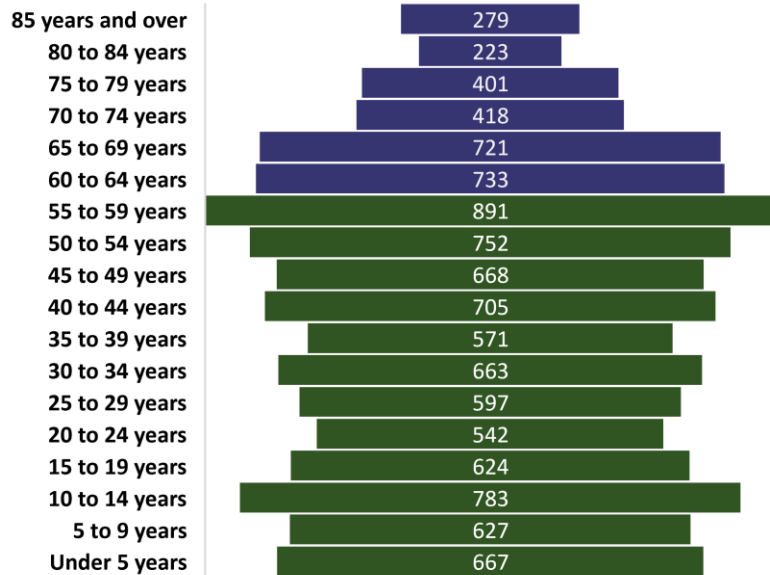
60+ Minority: 1.89%

60+ in Poverty: 9.39%

60+ Living Alone: 24.51%

\*Source: Illinois Department on Aging  
Population Estimates for Fiscal Year 23

## Cumberland County Population Pyramid (2018 ACS)



## Covid-19

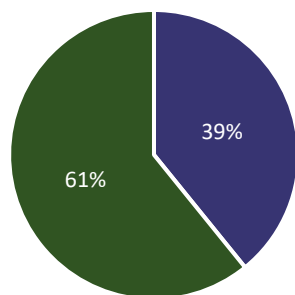
Covid-19 Mortality Rate: 156.9

Vaccination Rate: 39.17%

65+ Vaccination Rate: 72.60%

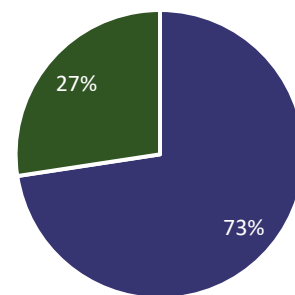
\*Source: Illinois Department of Public Health Covid-19 Data

### Total Pop Vaccination Status



■ Vaccinated ■ Unvaccinated

### 65+ Pop Vaccination Status



■ Vaccinated ■ Unvaccinated

## Social Isolation

Risk of Social Isolation: 53.1%

\*Source: AARP Foundation Connect 2 Affect, Geography of Social Isolation in U.S. Older Adults

# FY22 SERVICE DATA

## Nutrition

### Home Delivered Meals:

15,450 Meals  
107 Older Adults

### Congregate Meals:

2,262 Meals  
53 Older Adults



## Legal Assistance

15 Units  
2 Older Adults



## Information & Assistance

1,398 Units  
285 Older Adults



## Adult Protective Services (State Fiscal Year)

30 Intakes



## Caregiver Advisory

### Older Family Caregivers Serving Children:

28 Units  
10 Caregivers

### Family Caregivers Serving Older Adults:

56 Units  
13 Caregivers

