



COUNTY SNAPSHOT COLES



General

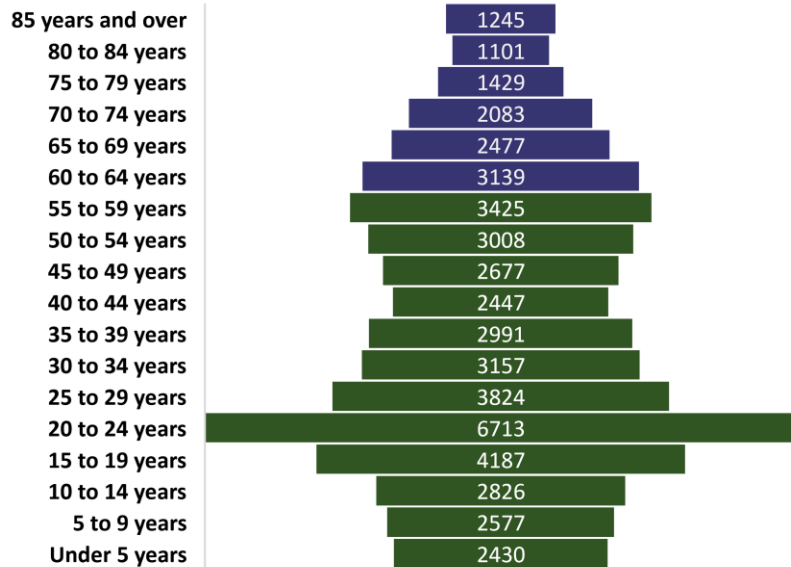
Total Population 2023 Estimate: 51,065
 60+ Population: 11,707
 22.93% of Total Pop

Economic and Social Need Factors: (Out of 60+ Pop)

75+ Population: 33.19%
 85+ Population: 11.85%
 60+ Minority: 3.79%
 60+ in Poverty: 9.23%
 60+ Living Alone: 28.70%

*Source: Illinois Department on Aging
 Population Estimates for Fiscal Year 23

Coles County Population Pyramid (2018 ACS)

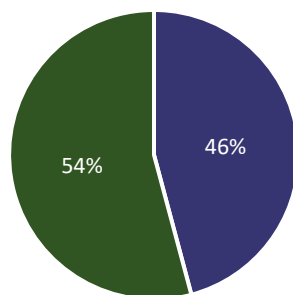


Covid-19

Covid-19 Mortality Rate: 305.7
 Vaccination Rate: 45.84%
 65+ Vaccination Rate: 80.44%

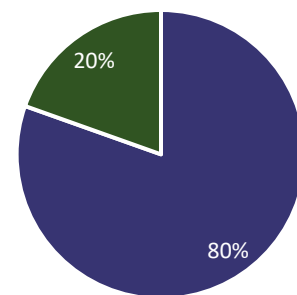
*Source: Illinois Department of Public Health Covid-19 Data

Total Pop Vaccination Status



■ Vaccinated ■ Unvaccinated

65+ Pop Vaccination Status



■ Vaccinated ■ Unvaccinated

Social Isolation

Risk of Social Isolation: 32.8%

*Source: AARP Foundation Connect 2 Affect, Geography of Social Isolation in U.S Older Adults

FY22 SERVICE DATA

Nutrition

Home Delivered Meals:

62,590 Meals
462 Older Adults

Congregate Meals:

11,303 Meals
191 Older Adults



Legal Assistance

198 Units
26 Older Adults



Information & Assistance

2,780 Units
1,185 Older Adults



Adult Protective Services (State Fiscal Year)

220 Intakes



Caregiver Advisory

Older Family Caregivers Serving Children:

33 Units
22 Caregivers

Family Caregivers Serving Older Adults:

328 Units
26 Caregivers

