



COUNTY SNAPSHOT CHAMPAIGN

General

Total Population 2023 Estimate: 210,006

60+ Population: 37,884

18.04% of Total Pop

Economic and Social Need Factors:

(Out of 60+ Pop)

75+ Population: 29.30%

85+ Population: 10.41%

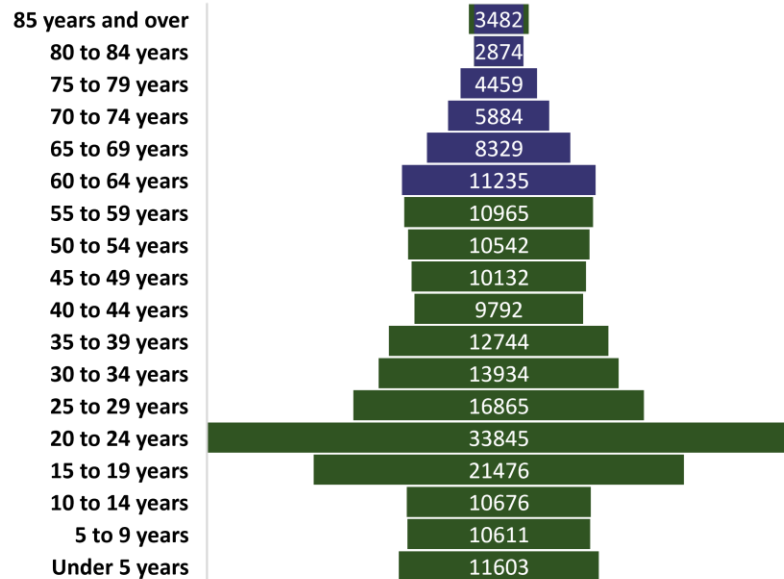
60+ Minority: 16.63%

60+ in Poverty: 8.22%

60+ Living Alone: 25.93%

*Source: Illinois Department on Aging
Population Estimates for Fiscal Year 23

Champaign County Population Pyramid (2018 ACS)



Covid-19

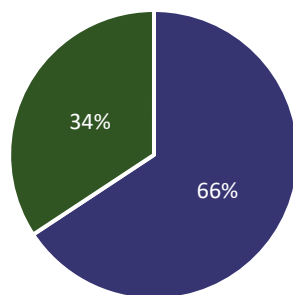
Covid-19 Mortality Rate: 215.3

Vaccination Rate: 65.72%

65+ Vaccination Rate: 91.75%

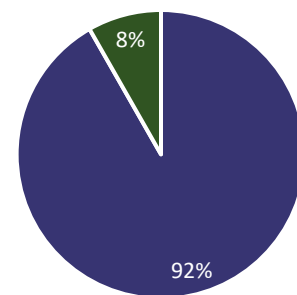
*Source: Illinois Department of Public Health Covid-19 Data

Total Pop Vaccination Status



■ Vaccinated ■ Unvaccinated

65+ Pop Vaccination Status



■ Vaccinated ■ Unvaccinated

Social Isolation

Risk of Social Isolation: 12.8%

*Source: AARP Foundation Connect 2 Affect, Geography of Social Isolation in U.S Older Adults

FY22 SERVICE DATA

Nutrition

Home Delivered Meals:

86,875 Meals
595 Older Adults

Congregate Meals:

8,106 Meals
168 Older Adults



Legal Assistance

924 Units
108 Older Adults



Information & Assistance

7,111 Units
2,366 Older Adults



Adult Protective Services (State Fiscal Year)

338 Intakes



Caregiver Advisory

Older Family Caregivers Serving Children:

950 Units
78 Caregivers

Family Caregivers Serving Older Adults:

1100 Units
187 Caregivers

