



**ECIAAAA PUBLIC HEARINGS**  
**April 29, 30 & May 3, 2021**  
**Summary of the Proposed Area Plan**  
**for**  
**FY 2022**



# OLDER AMERICANS MONTH



COMMUNITIES OF STRENGTH: MAY 2021

[#OlderAmericansMonth](#)

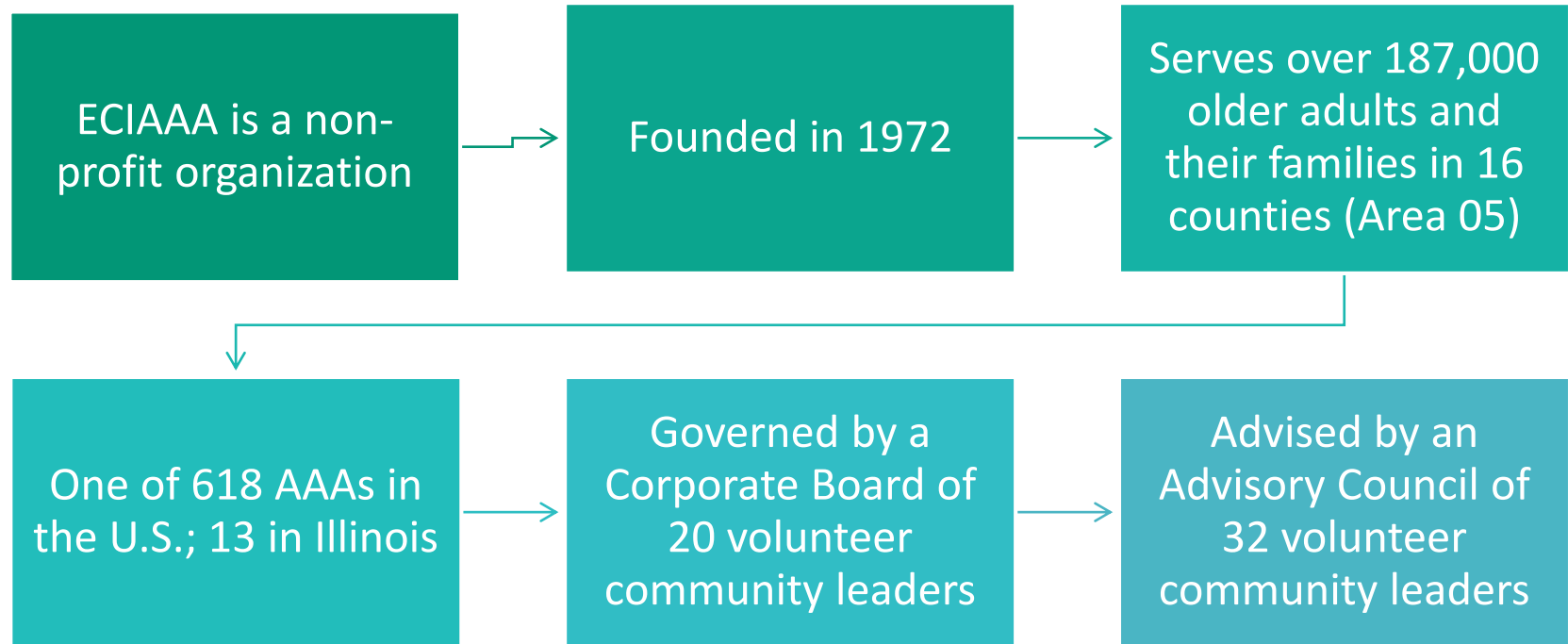
# ECIAAAA MISSION STATEMENT

## ECIAAAA Mission Statement:

We are dedicated to enhancing the quality of life for Older Americans and their families by providing information about and access to a variety of services in their community in the 16 counties of East Central Illinois.



# Who We Are:



# What We Do

Access Services

In-home Services

Community Services

Healthy-Aging Programs

Caregiver Support Programs



# What We Do

Federal Elder Rights Programs & APS

SHAP

SHIP

MIPPA

SMP



# What We Do

Long Term Care Systems Development


Senior Farmer Market Nutrition Program

Veterans Independence Program



# ECIAAAA serves Older Americans, family caregivers and grandparents raising grandchildren through...


- ❖ Advocacy in Action
- ❖ Planning, Program Development and Coordination
- ❖ Supporting Community Programs on Aging
- ❖ Providing easy access to information, assistance, services and supports





# ECIAAAA serves Older Americans, family caregivers and grandparents raising grandchildren through...

- ❖ Developing community-based long term services and supports
- ❖ Advocacy for residents in long-term care facilities
- ❖ Responding to abuse, neglect and exploitation



# Advocacy in Action!



Planning | Developing | Coordinating | Advocating

ILLINOIS GENERAL  
ASSEMBLY

UPDATE 2020

OCTOBER 27, 2-3 PM

**NOT INCLUDING CHICAGO LAND AREA  
& COLLAR COUNTIES**

Illinois Association of Area Agencies on Aging | 1910 S. Highland Ave Lombard, IL 60148 | 630.293.5990



Planning | Developing | Coordinating | Advocating

CONGRESSIONAL

UPDATE 2020

SEPTEMBER 1<sup>ST</sup>, 2-3 PM

Illinois Association of Area Agencies on Aging | 1910 S. Highland Ave Lombard, IL 60148 | 630.293.5990



# Advocacy in Action!



Illinois Association of Area Agencies on Aging

## 2020 I4A Factsheet

(Source: Illinois Department on Aging 2020 Title III and VII State Program Report)

Illinois' 13 Area Agencies on Aging served 466,237 adults age 60 and over during FY 2020 or 19% of the senior population. Since the 1970s, each Area Agency on Aging has helped to build a network of aging services at the local level, incorporating the preferences of local participants.

Aging services assist older adults, their caregivers, grandparents raising grandchildren, people with disabilities, and veterans. The Area Agencies launched a new initiative to reduce social isolation among older adults and their caregivers during 2019.



**254 Provider Agencies**

Area Agencies on Aging collaborate with community providers to ensure older adults and their caregivers have access to home and community-based services.

**769,074 Service Units Provided for Information, Assistance, & Outreach**

Information, assistance, and outreach helps older adults make informed decisions about program, benefits, and services to help them live independently at home for as long as possible.

**14,872 Older Adults Received Options Counseling**

Options Counseling advises older adults about cost-effective options for community-based, long-term services and supports.

**311,592 Rides Provided to Older Adults**

Transportation programs provide older adults access to medical appointments, shopping, congregate dining locations, and senior centers.

**1,899 Older Adults Received In-Home Services**

In-Home services include housekeeping, respite care, telephone reassurance, and minor home repairs.

**16,733 Adult Protective Services Reports**

The Illinois Department on Aging awards grants to Area Agencies on Aging to serve as Regional Administering Agencies for the statewide Adult Protective Services Program.

**33,757 Consultations Addressed by Ombudsman Program**

The Illinois Long-Term Care Ombudsman Program (LTCOP) is a resident-directed advocacy program which protects and improves the quality of life for residents in a variety of long-term care settings.

**11,520,280 Home-Delivered Meals to 88,395 Older Adults**

**1,004,845 congregate Meals Served to 55,638 Older Adults**

**32,881 Service Unit Provided for Older Adults Legal Assistance**

**37,175 Older Adults Served by Multi-Purpose Senior Centers**

**979 Older Adults Served by Supportive Counseling**

**14,447 Older Adults Served by Health Screening and Health Promotion & Education Programs**

**71 Older Adults Served by Housing Assistance**

**207\* Older Adults Served by Veterans Independence Programs**   
\*Current Data

**Family Caregiver Services**  
Informal Caregivers and Relative/Grandparents Raising Grandchildren

**Access Assistance**  
34,560 Served

**Counseling, Support Groups, & Training**  
6,180 Served

**Supplemental Services**  
1,992 Served

**Respite**  
1,744 Served

Area Agencies on Aging provide services to informal caregivers, including grandparents raising grandchildren and individuals for their spouses.

# Advocacy in Action!



Illinois Association of Area Agencies on Aging

## Illinois Aging Network Alert

March 1, 2021

### I4A Welcomes New Members to the 102<sup>nd</sup> General Assembly!

#### I4A Directors

**Grant Nyhammer**  
Northwestern Illinois AAA – PSA 01  
Rockford

**Marla Fronczak**  
AgeGuide Northeastern IL AAA – PSA 02  
Lombard

**Barbara Eskildsen**  
Western Illinois AAA – PSA 03  
Rock Island

**Keith Rider**  
Central Illinois AAA – PSA 04  
Peoria

**Susan Real**  
East Central Illinois AAA – PSA 05  
Bloomington

**Mike Drew**  
West Central Illinois AAA – PSA 06  
Quincy

**Carolyn Austin**  
AgeLinc – PSA 07  
Springfield

**Joy Paeth**  
AgeSmart Community Resources – PSA 08  
O'Fallon

**Tracy Barczewski**  
Midland AAA – PSA 09  
Centralia

**Shana Holmes**  
Southeastern Illinois AAA – PSA 10  
Mt. Carmel

**Becly Salazar**  
Egyptian AAA – PSA 11  
Carterville

**Joyce Gallagher**  
City of Chicago – PSA 12  
Chicago

**Diane Slezak**  
AgeOptions – PSA 13  
Oak Park

**Who We Are** - Illinois Area Agencies on Aging are your local leaders in aging and community living! Authorized under the Federal Older Americans Act (OAA) and the Illinois Act on Aging, Area Agencies on Aging were formally established in 1972 as “boots-on-the-ground” organizations charged with helping vulnerable older adults live with independence and dignity in their homes and communities. The 13 Illinois Area Agencies on Aging play a key role in planning, funding, and coordinating a network of senior programs in designated planning and service areas.

**Who We Serve** - Illinois Area Agencies on Aging serve 466,237 older adults, family caregivers, and grandparents/relatives raising grandchildren/children by supporting a network of over 254 community programs on aging. We serve 17% of total Illinois senior population.

Efficient Use of Federal & State Funding. Area Agencies on Aging are experts in administering \$48.7 million in federal OAA funds and \$41.3 million in Illinois General Revenue Fund (GRF) monies to best serve Illinois seniors. The OAA/GRF funding is also supported by local match and participant donations. *(Source: 2021 IDOA Planning Allocations Letter #914)*

#### **A Snapshot of Critical Services Provided in Illinois**

*(Source: 2020 IDOA state Performance Report)*

- 360,000 older persons received information and direct assistance navigating Medicare Part D applications, other senior health assistance programs, legal services and transportation services.
- 88,395 older adults received over 11.5 million home delivered meals.
- 55,638 older adults were served over 1 million meals at congregate meal settings pre-pandemic before congregate settings closed.
- 39,176 family caregivers of older adults and grandparents/relatives raising grandchildren/children receive support to continue their caregiving responsibilities.
- 13,238 older adults receiving health promotion programs.



# ECIAAAA Advocacy Agenda for FY 2022

- ❖ ECIAAAA is the regional focal point for advocacy on behalf of older Americans and caregivers in Area 05.
- ❖ ECIAAAA is a member of **n4a** - the National Association of Area Agencies on Aging, and the **IAA** - the Illinois Association of Area Agencies on Aging.
- ❖ ECIAAAA supports the following advocacy agenda for 2022:



# Advocacy in Action – Federal Level

**Increase funding for all Older Americans Act programs and services. Building on the Supporting Older Americans Act of 2020, invest in critical OAA services and supports at levels that more adequately address national needs and the growing population.**



# Advocacy in Action – Federal Level

- ❖ Title III B Home and Community-Based Supportive Services, \$785 million
- ❖ Title VI Grants for Native American Aging Programs, \$70.4 million for Part A (nutrition and supportive services) and \$21.6 million for Part C (family caregiver support)
- ❖ Title III E National Family Caregiver Support Program, \$284 million
- ❖ Title III D Evidence-Based Disease Prevention and Health Promotion, \$50 million



# Advocacy in Action – Federal Level

- ❖ \$1 million to the Administration on Aging for the engaged: National Resource Center on Engaging Older Adults to help the Aging Network respond to the increasing incidence of social isolation among older adults
- ❖ \$75 million for the newly authorized research and innovation center at the Administration on Aging
- ❖ Title VII Long-Term Care Ombudsman Program, \$35 million





# Advocacy in Action- State Level

## ❖ Fund Essential Services for Older Adults During COVID-19

- ❖ Since the beginning of the COVID-19 pandemic, Illinois' Area Agencies on Aging have:
- ❖ Experienced a 70% increase in statewide demand for Home Delivered Meals;
- ❖ Developed new programs to address Social Isolation, which can be physically and psychologically harmful as disease;
- ❖ Taken Steps to alleviate the burdens on Family Caregivers



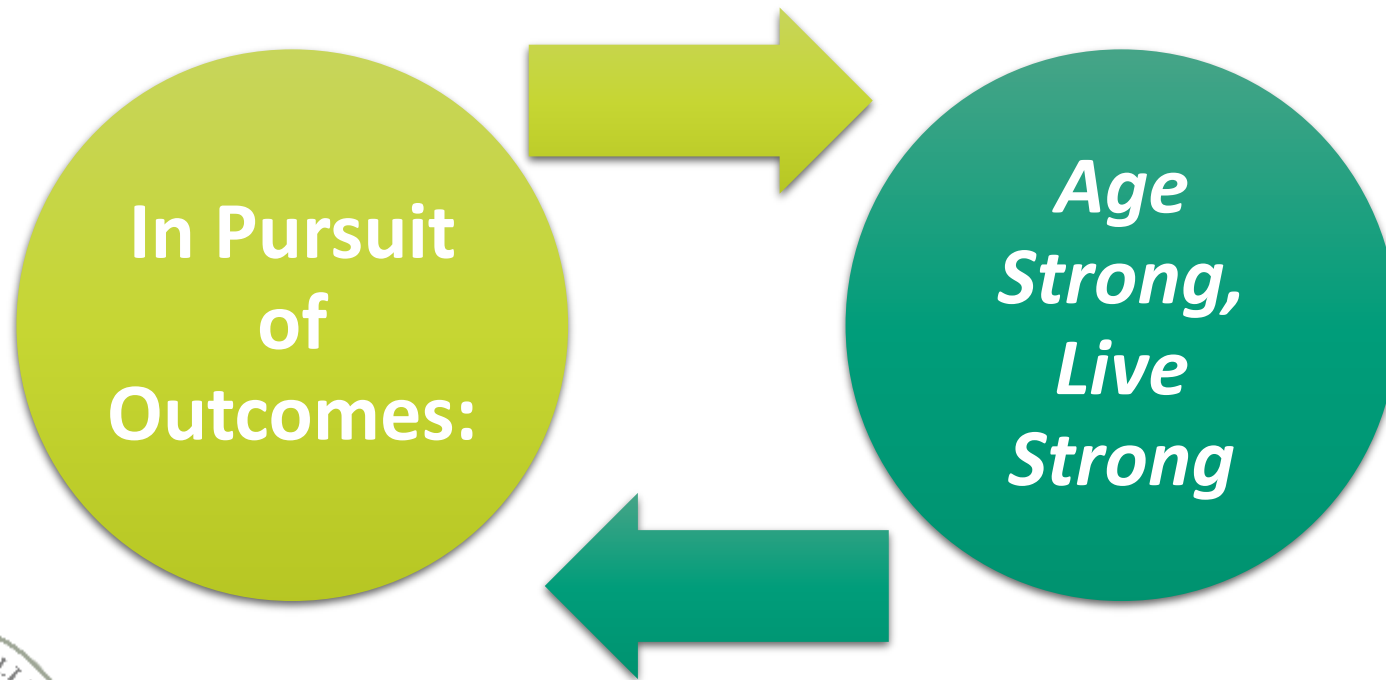
# Advocacy in Action- State Level

## ❖ Strengthen Family Caregiver Support

- ❖ The Illinois Association of Area Agencies on Aging is requesting \$6 million in state funding (HB 293 and SB 1766) to assist family caregivers under the Illinois Family Caregiver Act.
- ❖ Support Efforts Related to COVID-19 Vaccine Rollout, Education and Outreach.



# ECIAAAA's Planning & Assessment Process



# ECIAAAA wants to hear from you!



Have you or someone you know...

Received a home delivered meal?

Received help with a Medicare Part D application?

Attended a support group for family caregivers?

Obtained legal assistance to deal with a public housing issue?

Community-based programs serve as a lifeline for older adults, caregivers, grandparents raising grandchildren, and individuals with disabilities. State and federal funding for these services must be preserved and increased.

Your voice is vital and must be heard!

Please join us for your County Conversation on Aging.

# ECIAAAA Performance Outcomes FY 2019

- ❖ 22,557 older adults served in East Central Illinois
- ❖ \$4,827,102 expended in OAA funding and Illinois GRF monies

## ❖ *Overall Cost Benefit*

- ❖ If 25% of the clients served in FY 2019 were faced with nursing home costs at \$205 per day, OAA services saved the older persons and taxpayers nearly \$421 million



# Performance Outcome #1 – CPoE/Senior Information Services

*Older adults served by Coordinated Points of Entry/Senior Information Services are empowered to engage in services and improve their quality of life*

- ❖ The Coordinated Point of Entry/Senior Information Services Program provided by the ECIAAA is resulting in older adults and disabled persons experiencing financial security, peace of mind, independence, and improving their overall health, well-being, and quality of life.



# Performance Outcome #2 – Caregiver Advisory Services

*Caregivers are supported to enable them to  
continue caring for their loved ones*

- ❖ The caregiver services provided by the ECIAAA are resulting in caregivers and grandparents raising grandchildren (GRG) accessing programs and services to support them in caregiving roles and receiving counseling and/or participating in support groups to better equip them to cope with the responsibilities of caring for their loved ones. Caregiving services enable older adults to continue living in their homes.



# Performance Outcome #3 – Nutrition Services

***Older adults have improved food security and reduced social isolation***

- ❖ Nutrition services provided by the ECIAAA are improving food security, increasing opportunities for socialization, reducing feelings of isolation, helping participants to eat healthier, make better food choices, and improve their health, promoting independence, and enabling older adults to live at home.





# Performance Outcome #4 – Legal Services

*Older adults receive specialized legal services to address their legal needs*

- ❖ Legal services provided by the ECIAAA are promoting the independence and financial stability of older persons by increasing their knowledge and understanding of consumer, legal, medical, and financial rights and responsibilities.



# County Conversations Summary

ECIAAA Conducted 12 County Conversations from January 19, 2021 through February 2, 2021.

Total Attendees – 216



# County Conversations Summary

## Objective I

Presented the FY 2019 Act Services - Legal, Nutrition, Caregiver Advisory and CPoE/Senior Information Services.



# County Conversations Summary

## Objective II

Obtained input from participants how ECIAAA can improve the OAA services provided, and how ECIAAA can improve OAA service delivery.



# County Conversations Summary

## Objective III

Served as an advocacy platform to inform lawmakers how vital these programs are to their constituents and that Older Americans Act services must be preserved and increased!



# County Conversations Summary

## Questions Asked...



HOW CAN WE IMPROVE THE OAA SERVICES PROVIDED?

HOW CAN WE IMPROVE OAA SERVICE DELIVERY?



# County Conversations Summary

## Reducing Social Isolation Programming:

Participants reported the need to increase services to reduce social isolation among older adults throughout east central Illinois.



# County Conversations Summary

## Senior Information Services/Coordinated Points of Entry (SIS/CPoE)

1. Service Providers and participants support the current SIS/CPoE Service Program Design as originally implemented by ECIAAA in FY 2011, which was continued in subsequent ECIAAA Request for Proposals (RFP) cycles including the ECIAAA RFP cycle for FY 2019 – FY 2021.
2. Increased federal and state funding is needed to respond to the increased demand for services. Participants reported the need for additional funding for Options Counseling services to respond to the increased demand for services.
3. Participants reported the need for additional Flexible Senior Services (AKA gap filling services) to respond to the increased demand in services.





# County Conversations Summary

## Senior Information Services/Coordinated Points of Entry (SIS/CPoE)

4. Participants reported the need to support older adults register for the COVID-19 vaccine appointments and provide transportation to obtain the vaccine.
5. Participants reported the need for a consistent technology fund to purchase tablets/iPads, smart phones, and improved internet connectivity access for older adults.
6. Participants reported the need to add friendly caller programs and other reducing social isolation programming to the menu of services offered by Coordinated Points of Entry/Senior Information Services.



# County Conversations Summary

## Senior Information Services/Coordinated Points of Entry (SIS/CPoE)

7. Participants reported SHIP Counselors provide many important services that are not available online or through IDOA's Senior Helpline.
8. Participants reported that individuals with disabilities continue to be a large portion of the SIS customer base. Continue shifting resources from SIS to SHAP and Options Counseling to address the demand for services.
9. Ethnic diversity is increasing in all communities – ECIAAAA needs to ensure services are targeting diverse groups.



# County Conversations Summary

## Caregiver Advisory Services

1. Participants reported that caregivers appreciate the Flexible Senior Services (AKA) gap filling services and Alzheimer's Disease and Related Dementias Gap Filling Services implemented by ECIAAA.
2. Participants reported the continued need to offer online support groups and online Evidence-Based Healthy Aging classes, such as Chronic Disease Self-Management Programs, Diabetes Self-Management Programs, Matter of Balance, Savvy Caregiver and Stress Busting programs.



# County Conversations Summary

## Caregiver Advisory Services

3. Participants reported challenges in conducting virtual caregiver support services due to spotty internet connectivity. Reported the need for more resources to support access to technology.
4. Reported that many caregivers respond well to virtual programming, such as support groups, due to not having to find substitute care for the care recipients.
5. Participants reported the need to better promote Caregiver Advisory Services for family/informal caregivers and grandparents/relatives raising grandchildren/children in rural areas.
6. Participants reported the need for increased funding for the ECIAAA-funded Caregiver Advisory Program in counties experiencing ever increasing demand.



# County Conversations Summary

## Nutrition Services

1. Service Providers and participants reported no recommendations for changes to the current service delivery design for Nutrition Services as originally implemented by ECIAAA in FY 2015, which was continued in subsequent ECIAAA Request for Proposals (RFP) cycles including the upcoming ECIAAA RFP cycle.
2. Participants reported the pressing need to reinstate congregate nutrition sites once it is safe for older adults, post COVID-19 pandemic.
3. Service providers and participants reported that the nutritional needs of rural elders must be met.



# County Conversations Summary

## Nutrition Services

4. Participants reported that during post COVID-19 pandemic, more attention needs to be given to increasing nutrition participation in Livingston County.
5. Participants reported that due to the pandemic, the demand for home delivered meals has increased (ECIAAA area-wide by 70% during FY 2020) and funding must be increased to sustain services to address this increased demand.
6. Due to continued increases in state and federal funding to support home delivered meals, the need to eliminate the OAA federal funds transfer from the Congregate Meals (C1) allocation to Home Delivered Meals (C2) has been identified.



# County Conversations Summary

## Legal Services

1. Service Providers and participants support the current Legal Assistance for Older Adults Service Program Design as originally implemented by ECIAAA that has been established in subsequent ECIAAA Request for Proposals (RFP) cycles, including the ECIAAA RFP cycle for FY 2019 – FY 2021.
2. Participants reported the need to reach homebound older adults needing legal assistance.



# County Conversations Summary

## Legal Services

3. Legal Service providers reported the consideration to cover lawsuit filing fees.
4. Participants reported the need to better promote services to older adults needing legal assistance.
5. Participants reported the need to increase funding to legal assistance providers to meet the demand for legal services for older adults.





# County Conversations Summary

## Community Issues Affecting OAA Services Unmet Needs – PSA 05

1. Transportation
2. Residential Repair
3. Dentures
4. Utility Assistance
5. Money Management
6. Housing Assistance
7. Transportation Assistance
8. Yardwork
9. Eyeglasses
10. Benefits and Preventive Health





**Statewide Initiative  
Enhance Illinois' Existing Community-  
Based Service  
Delivery System to Address Social  
Isolation among Older Adults**



# Measuring Reducing Social Isolation (RSI) with the UCLA Loneliness Scale

Pilot Projects

McLean:

ARC **Sunshine Project;**

CCSI **Brain Train /  
Hispanic Outreach**

Champaign, Vermillion,  
and Douglas:

CRIS Healthy Aging Center and U  
of I **Smart Speaker Program;**

Family Service Senior Resource  
Center with Peace Meal, Circle of  
Friends, RSVP, and OSF Heart of  
Mary **Friendly Caller Program**



The UCLA Loneliness Scale comprises of 3 questions that measure three dimensions of loneliness: relational connectedness, social connectedness, and self-perceived isolation. The questions are:

1. How often do you feel that you lack companionship?
2. How often do you feel left out?
3. How often do you feel isolated from others?

How to answer and score results:

- Hardly ever = 1 score
- Some of the time = 2 score
- Often = 3 score

How to add and interpret score total:

- 3 to 5 = not lonely
- 6 to 9 = lonely



# REDUCING SOCIAL ISOLATION

## UCLA Loneliness Scale

**FY 2020 COVID Impact**

**108 Individuals Pre-Tested**

**55 Individuals Post-Tested**

- ❖ 39% of participants reported Pre-test scores of 3 or 4 “Least Lonely”
- ❖ 67% of participants who received a Post-Test reported “Least Lonely”
- ❖ Conversely, 23% of participants reported Pre-test scores of 8 or 9 “Most Lonely”
- ❖ 7% of participants reported Post-test scores of “Most Lonely”



# Champaign County Reducing Social Isolation CRIS Healthy Aging

- ❖ CRIS Healthy-Aging
- ❖ Serving Champaign County as well as Vermilion County
- ❖ Utilization of smart screen/speaker technology to reduce feelings of loneliness and social isolation
- ❖ Partnerships: University of Illinois CHART

• **849 Units of Service provided**



# Champaign County Reducing Social Isolation Family Service- Senior Resource Center

## Friendly Callers

### Telephone Reassurance Program

- ❖ Partnership with Family Service Retired Senior Volunteer Program (RSVP)
- ❖ Expanded partnerships: OSF Heart of Mary, Peace Meal, Circle of Friends, Parkland College, CPL
- ❖ Program Design
- ❖ Served 38 persons with 837 contacts



# McLean County: Normal Township Activity and Recreation Center (ARC)



## Current Activities:

ARC provided digital programming utilizing Zoom to keep members engaged. Programs included Zoom for Beginners, Yoga, Great Books, Tai Chi, Men's and Women's Grief Support, Line Dancing, Music Education, and Bingo.

## RSI Pilot Project:

**The Sunshine Program** was created to minimize the impact of social isolation for ARC members who are temporarily homebound due to illness or death of a spouse. Home visits were coordinated by volunteers.

When the program was suspended due to the pandemic, it was modified to utilize Telephone Reassurance whereby more than 3000 phone calls were made to check on wellbeing or make birthday wishes. The program also sends birthday and sympathy cards.



# McLean County

## Reducing Social Isolation

### CCSI- Case Coordination LLC

#### ❖ Outreach- targeting McLean County Hispanic Seniors

- ❖ Established partnership with David Santana, Pastor of Restoration Church and the Building Coordinator of Woodhill Towers
- ❖ Planned presentations and special Outreach presence at Western Avenue Community Center, Restoration Church, meals sites, senior buildings, churches and senior centers to identify Hispanic elders and provide assistance linking with services- including transportation, application assistance, home and community based services etc.

#### ❖ COVID Continuation

- ❖ Focus on Brain Train at the identified McLean County senior housing that the RSI Advisory Group identified as isolated.

##### ❖ Involves-

- ❖ Provision of monthly packets of logic, meditative, language and free thinking puzzles and coloring pages
- ❖ Calling 2 times a month to discuss the packet and encourage the usage of the materials to lessen isolation
- ❖ Encourage light exercise to help with blood flow and stimulate the brain
- ❖ Administer the UCLA Loneliness Scale at least two times and make referrals to other programs and services







**ECIAAAA LOCAL INITIATIVE**  
**Healthy Aging - helping older adults**  
**manage chronic health conditions.**



# PEARLS- Program to Encourage Active and Rewarding Lives –

- ❖ An evidence-based program integrated into Gerontological Counseling and designed to reduce depression in physically impaired and socially isolated older adults.
- ❖ Service Area-McLean, DeWitt and Champaign Counties
- ❖ Providers- CCSI, Family Service



# CDSMP/DSMP- Chronic Disease Self-Management and Diabetes Self-Management-

- ❖ A 6-week evidence-based program that has shown participant improvement in exercise, cognitive symptom management, communication with physicians and self-reported general health.
- ❖ Service Area- Champaign, McLean, DeWitt, Livingston, Macon Counties
- ❖ Providers- Family Service, CCSI, Starting Point-Macon County Health Department



# A Matter of Balance

- ❖ Consists of an eight-session program producing significant improvements for participants in falls preventions, falls control, level of exercise and social limitations regarding concern about falling. These measures all indicate the program is successful in reducing the fear of falling.
- ❖ Service Area- Champaign, Cumberland, DeWitt, McLean, Macon, Moultrie, Piatt, and Shelby
- ❖ Providers- Family Service, Life Center, CCSI, Catholic Charities



# Aging Mastery

- ❖ Consists of a 10-topic curriculum that features fun and engaging educational sessions designed to produce behavioral incentives for aging well. Topics include exercise, nutrition, finances, advance care planning, community engagement and healthy relationships.
- ❖ Service Area- Vermilion and Champaign Counties
- ❖ Providers- CRIS Healthy-Aging Center



# Stress Busting

- ❖ Consists of a nine-session class providing support for family caregivers of persons with Alzheimer's Disease and Related Dementias or persons with cancer or chronic disease or illness. The Stress-Busting Program has been proven to reduce stress, anxiety and anger and improve caregiver quality of life.
- ❖ Service Area- PSA 05
- ❖ Providers- All Nine Caregiver Advisory providers
- ❖ Projected Funding- ECIAAA plans to allocate a portion of the \$68,300 in Alzheimer's Disease and Related Dementia Special Project.



# Bingocize©



- ❖ A 10-week, evidence-based health promotion program approved through the National Council on Aging (NCOA). Bingocize© combines exercise and health information with the familiar game of bingo, which has shown to be a great, fun way to get seniors moving and socializing. It's meant to be played twice a week on nonconsecutive days, and each session usually lasts 45-60 minutes. It can implement remotely or in traditional face-to-face setting.
- ❖ Service Area – McLean, DeWitt, Cumberland, and Macon



- ❖ Providers- CCSI, Life Center and Catholic Charities



# **ECIAAA LOCAL INITIATIVE – DEMENTIA FRIENDLY AMERICA (DFA) COMMUNITIES**





# ECIAAAA ACTION STEPS - DFA COMMUNITY(IES)

- ❖ Partner with the Illinois Cognitive Resources Network (ICRN) to establish at least one dementia friendly community in each PSA by 2024 that currently does not have a community with this designation
- ❖ Partner with the ICRN to increase the number of dementia friendly communities by one in each PSA with existing dementia friendly communities.



# ECIAAAA ACTION STEPS - DFA COMMUNITY(IES)

- ❖ Partner with the ICRN to fulfill the requirements for inclusion on the national registry of dementia friendly communities.
- ❖ Utilize the available resources and instructions found at [www.dfamerica.org](http://www.dfamerica.org) and/or create tools and resources as needed.
- ❖ Promote Alzheimer's Disease Related Dementia services and interventions: Savvy Caregiver, Stress Busting for Caregivers, and/or Supportive Gap Filling Services with the goal of increasing participation by 3%.



# ECIAAAA Budget Assumptions for FY 2022

1. The Governor's proposed budget includes an increase of \$11.3 M for Home Delivered to meet the increased demands as a result of COVID-19.
2. The Governor's proposed budget includes the funding level of \$1 M to sustain Reducing Social Isolation among Older Adults Initiatives launched by Area Agencies on Aging during FY 2020 and FY 2021.



# ECIAAAA Budget Assumptions for FY 2022

3. The Governor's Proposed budget includes \$ 1 M to sustain Alzheimer's Disease and Related Dementias programming launched by AAAs during FY 2020 and FY 2021.
4. ECIAAAA must comply with federal Older Americans Act statutory obligations to fund categorical or specified services, e.g., III-B Support Services – including Legal Assistance, III-C Nutrition Services – including Congregate and Home Delivered Meals, and Title III-E Caregiver Support Services – which includes Caregiver Advisory and Respite Services.



# ECIAAAA Budget Assumptions for FY 2022

5. ECIAAAA must comply with a federal Administration on Aging (AoA) requirement that requires all Title III-D funds be used to fund evidence-based services that comply with AoA's Highest Level Criteria.
6. OAA allows an AAA to apply for 10% of total Title III-B and Title III-C for the cost of administration.
7. An AAA will apply for Title III-B funds for the cost of administrative-related direct services including advocacy, program development, and coordination.




# ECIAAAA Budget Assumptions for FY 2022

8. ECIAAAA must stay within the 15% transferability of the AAA's allotment for III-B and III-C. If transfers exceed these required limits, the AAA must submit an acceptable justification to IDOA for the higher amount.




# Contingency Planning

- ❖ In case of any contingency involving an increase or a decrease in federal and/or state funds, ECIAAA will comply with the intent of Congress and the Illinois General Assembly, and/or administrative directives from the Administration for Community Living/Administration on Aging and the Illinois Department on Aging.
- ❖ If the planning allocation is reduced for a specific revenue source, then funds would be reduced for programs and services which are directly related to that revenue source.



# Contingency Planning


- ❖ ECIAAA will give highest priority to sustain or increase federal OAA and State GRF funds for supportive services under the Area Plan for Coordinated Points of Entry/Senior Information Services, second priority to Legal Assistance, and third priority to evidence-based health aging programs.
- ❖ ECIAAA will adjust inter-fund transfers among OAA Titles III-B and C1 to sustain Coordinated Points of Entry/Senior Information Services if necessary and feasible.






# Contingency Planning

- ❖ ECIAAA will use additional GRF for home delivered meals to sustain current meal levels, keep pace with rising costs, and respond to increased demand for meals if feasible.
- ❖ Caregiver Advisory Services will be given the highest priority for OAA Title III-E funds. If ECIAAA receives cuts in federal funds for OAA Title III-E, the Agency will reduce expenditures for Respite Services.



# Contingency Planning

- ❖ ECIAAA will use additional state funds for the LTC Ombudsman Program to comply with statutory requirements and program standards.
- ❖ ECIAAA will evaluate the impact of proposed cuts in federal and/or state funds on programs and services targeted to older adults and caregivers in greatest social and economic need, especially vulnerable older adults who need assistance due to limitations in their ability to carry out activities of daily living and/or being at risk due to abuse, neglect or financial exploitation.



# Coordinated Point of Entry/ Senior Information Services

NOTE: FY 2022 Funding Formula will include a base of \$35,000 per county.  
The remaining share will be distributed on the formula share per county.

Service	FY 2022 Allocation
CPoE/SIS	\$1,273,137
Options Counseling (Demonstration Projects)	\$52,531
Total	\$1,325,668



# Caregiver Advisory Services

NOTE: FY 2022 Funding Formula will include a base of \$5,250 per county. The remaining share will be distributed on the formula share per county.

Service	FY 2022 Allocation
Caregiver Advisory Services – Caregivers and Grandparents Raising Grandchildren	\$400,939



# Caregiver – Respite Services

NOTE: FY 2022 Funding Formula will include a base of \$500 per county.  
The remaining share will be distributed on the formula share per county.

Service	FY 2022 Allocation
Respite Services	\$13,739



# Nutrition Services

Service	FY 2022 Allocation
Congregate Meals- IIIC1	\$878,133
Congregate Meals- IIIC1 NSIP	\$52,973
Total	\$931,106



# Nutrition Services

Service	FY 2022 Allocation
Home Delivered Meals – IIC2	\$616,462
Home Delivered Meals – IIC2 NSIP	\$459,834
Home Delivered Meals – GRF	\$1,573,189
Total	\$3,649,485



# Legal Services & Healthy Aging- Evidenced Based Services

Service	FY 2022 Allocation
Legal Services	\$95,051 (III-B)
Chronic Disease Self-Management, Diabetes Self-Management	\$18,000 (III-D)
Aging Mastery	\$5,746
Matter of Balance/Bingocize	\$33,129 (III-D)
Gerontological Counseling - PEARLS	\$36,700 (IIIB)





# IMPORTANT ANNOUNCEMENT

FY 2022 ECIAAA REQUEST FOR PROPOSAL  
WORKSHOP

&

FY 2022 ECIAAA GRANT EXTENSION WORKSHOP

GoToWEBINAR – 2:00 PM on MAY 20, 2021

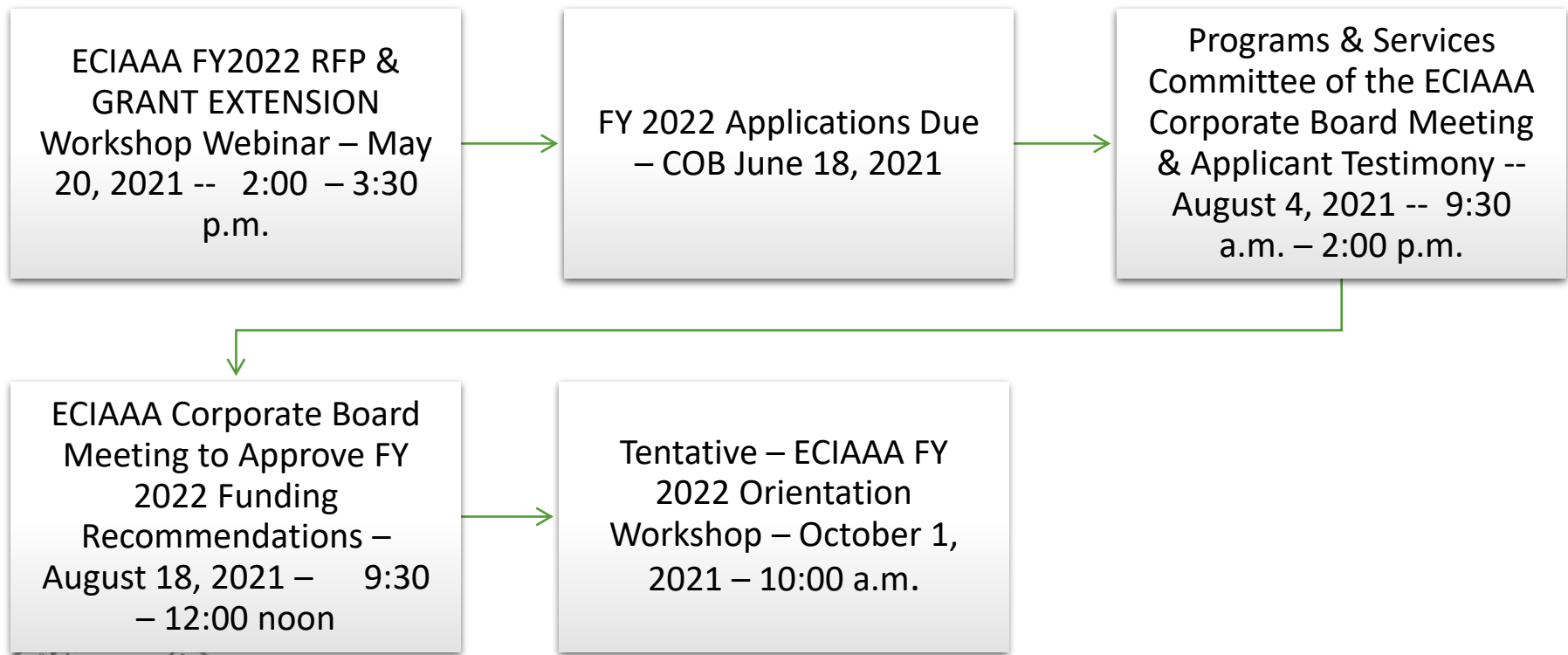


# IMPORTANT ANNOUNCEMENT

- ❖ **FY 2022 Request for Proposal Competitive Process for the following core services:**
  - Coordinated Point of Entry/Senior Information Services**
  - Caregiver Advisory Services**
  - Legal Services**
- ❖ **Nutrition Services – A FY 2022 Grant Extension Process will be implemented for FY 2021 ECIAAA-funded Nutrition Providers. FY 2021 grants to currently funded nutrition providers will be extended to FY 2022 due to the pandemic and the closure of congregate dining sites.**
- ❖ **Note: Adult Protective Services will be extended to FY 2022 as well.**



# Request for Proposal Process FY 2022 – FY 2024 FY 2022 Grant Extension Process



# Questions?



# Thank You!

- ❖ Please send your comments to the attention of:
- ❖ Susan C. Real, Executive Director
- ❖ ECIAAA
- ❖ email: [sreal@eciaaa.org](mailto:sreal@eciaaa.org)
- ❖ Telephone: Work – 309-829-2065 ext. 1218
- ❖ Telephone: Cell – 309-533-3232

OR

- ❖ Comments/ Questions Google Form

[https://docs.google.com/forms/d/e/1FAIpQLSdCyKZ1-L6bmU7v-3SM2OFm1SId8hXQNsRVDh1BDUhTPmDaag/viewform?usp=sf\\_link](https://docs.google.com/forms/d/e/1FAIpQLSdCyKZ1-L6bmU7v-3SM2OFm1SId8hXQNsRVDh1BDUhTPmDaag/viewform?usp=sf_link)

