



COUNTY SNAPSHOT Shelby

General

Total Population 2019 Estimate: 21,634

60+ Population: 6,641

30.70% of Total Pop

Economic and Social Need Factors: (Out of 60+ Pop)

75+ Population: 33.82 %

85+ Population: 10.87%

60+ Minority: 1.72%

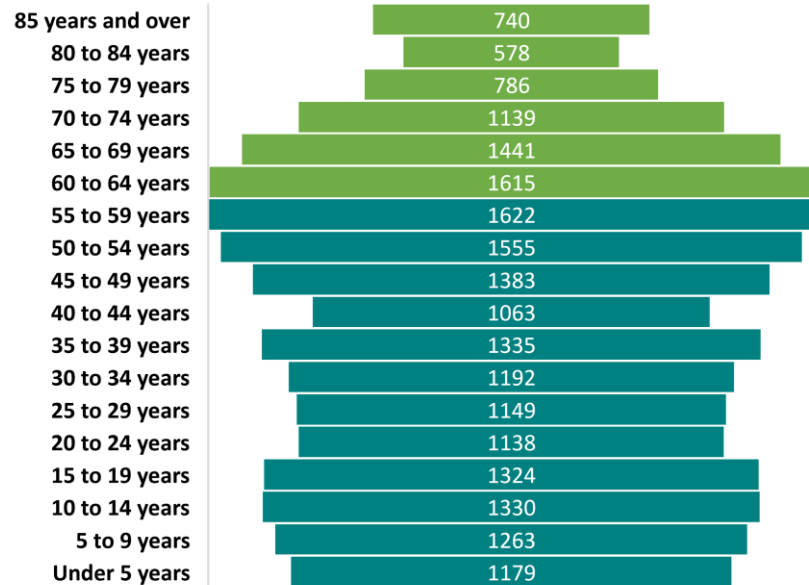
60+ in Poverty: 7.98%

60+ Living Alone: 23.79%

60+ Rural: 1.48%

*Source: Illinois Department on Aging
Population Estimates for Fiscal Year 22

Shelby Count Population Pyramid (2018 ACS)



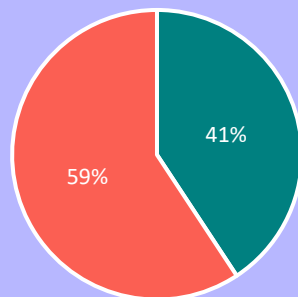
Covid-19

Vaccination Rate: 41.32%

65+ Vaccination Rate: 70.23%

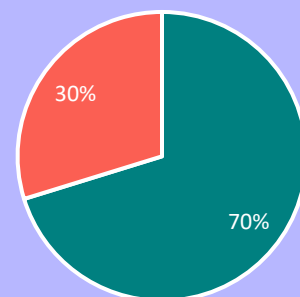
*Source: Illinois Department of Public Health Covid-19 Data

Total Pop Vaccination Status



■ Vaccinated ■ Unvaccinated

65+ Pop Vaccination Status



■ Vaccinated ■ Unvaccinated

Social Isolation

Risk of Social Isolation: 54.9%

*Source: AARP Foundation Connect 2 Affect, Geography of Social Isolation in U.S Older Adults

FY21 SERVICE DATA

Nutrition

Home Delivered Meals:

24,891 Meals
201 Older Adults

Congregate Meals:

547 Meals
57 Older Adults



Legal Assistance

38 Units
6 Older Adults



Information & Assistance

1,680 Units
362 Older Adults



Adult Protective Services (State Fiscal Year)

35 Intakes



Caregiver Advisory

Family Caregivers Serving Older Adults:

155 Units
7 Caregivers

Older Family Caregivers Serving Children:

65 Units
5 Caregivers

