



# COUNTY SNAPSHOT McLean

## General


Total Population 2019 Estimate: 171,517  
60+ Population: 33,073  
19.28% of Total Pop

### Economic and Social Need Factors: (Out of 60+ Pop)

75+ Population: 29.30 %  
85+ Population: 9.11%  
60+ Minority: 8.58%  
60+ in Poverty: 9.09%  
60+ Living Alone: 21.75%

\*Source: Illinois Department on Aging  
Population Estimates for Fiscal Year 22

## McLean County Population Pyramid (2018 ACS)

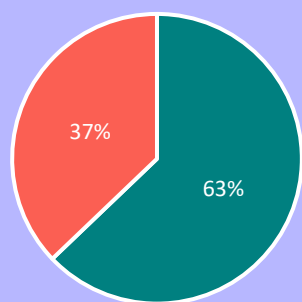


## Covid-19

Covid-19 Mortality Rate: 156.5  
Vaccination Rate: 62.86%  
65+ Vaccination Rate: 94.30%

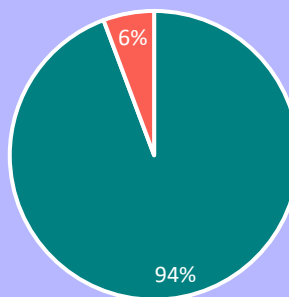
\*Source: Illinois Department of Public Health Covid-19 Data

### Total Pop Vaccination Status



■ Vaccinated ■ Unvaccinated

### 65+ Pop Vaccination Status



■ Vaccinated ■ Unvaccinated

## Social Isolation

Risk of Social Isolation: 14.2%

\*Source: AARP Foundation Connect 2 Affect, Geography of Social Isolation in U.S Older Adults

# FY21 SERVICE DATA

## Nutrition

### Home Delivered Meals:

126,573 Meals  
1,022 Older Adults

### Congregate Meals:

7,574 Meals  
252 Older Adults



## Legal Assistance

264 Units  
102 Older Adults



## Information & Assistance

10,085 Units  
225 Older Adults



## Adult Protective Services (State Fiscal Year)

252 Intakes



## Caregiver Advisory

### Family Caregivers Serving Older Adults:

648 Units  
112 Caregivers

### Older Family Caregivers Serving Children:

474 Units  
25 Caregivers

