



# COUNTY SNAPSHOT DeWitt

## General

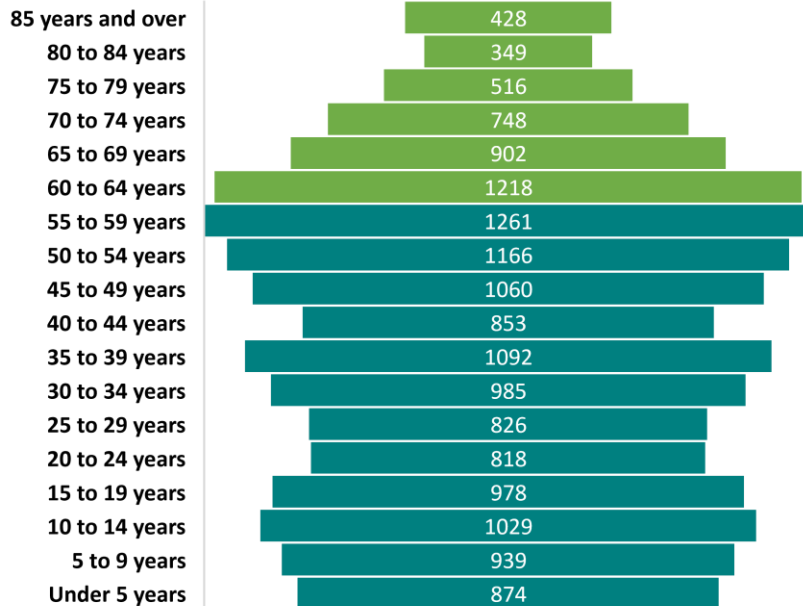
Total Population 2019 Estimate: 15,516  
60+ Population: 4,319  
27.28% of Total Pop.

### Economic and Social Need Factors: (Out of 60+ Pop)

75+ Population: 30.96%  
85+ Population: 8.73%  
60+ Minority Population: 2.36%  
60+ Population in Poverty: 5.33%  
60+ Population Living Alone: 22.46%  
60+ Rural Population: 1.81%

\*Source \*Source: Illinois Department on Aging  
Population Estimates for Fiscal Year 22

## DeWitt County Population Pyramid (2018 ACS)

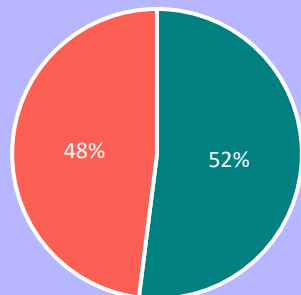


## Covid-19

Covid-19 Mortality Rate: 144.4.  
Vaccination Rate: 52.00%  
65+ Vaccination Rate: 83.60%

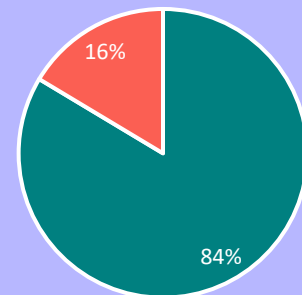
\*Source: Illinois Department of Public Health Covid-19 Data

### Total Pop Vaccination Status



■ Vaccinated ■ Unvaccinated

### 65+ Pop Vaccination Status



■ Vaccinated ■ Unvaccinated

## Social Isolation

Risk of Social Isolation: 37.9%

\*Source: AARP Foundation Connect 2 Affect, Geography of Social Isolation in U.S. Older Adults

# FY21 SERVICE DATA

## Nutrition

### Home Delivered Meals:

17,332 Meals  
143 Older Adults

### Congregate Meals:

460 Meals  
28 Older Adults



## Legal Assistance

44 Units  
8 Older Adults



## Information & Assistance

1,570 Units  
598 Older Adults



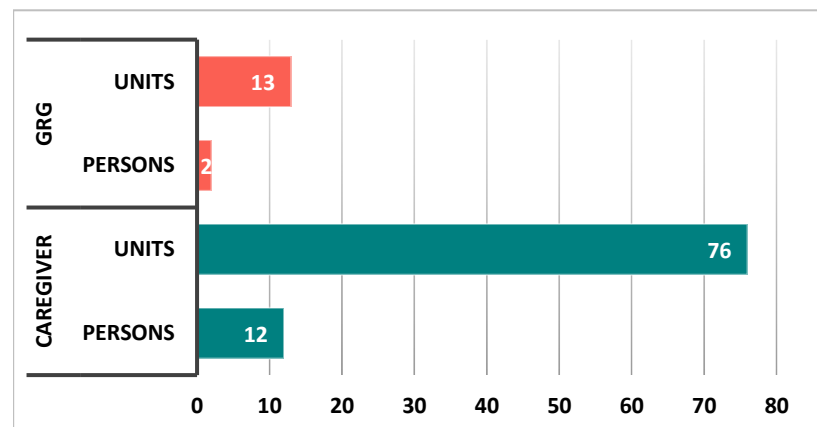
## Caregiver Advisory

### Family Caregivers Serving Older Adults:

76 Units  
12 Caregivers

### Older Family Caregivers Serving Children:

13 Units  
2 Caregivers



## Adult Protective Services (State Fiscal Year)

49 Intakes

