



COUNTY SNAPSHOT

CHAMPAIGN



General

Total Population 2019 Estimate: 209,689
60+ Population: 38,857
18.53% of Total Pop


Economic and Social Need Factors: (Out of 60+ Pop)

75+ Population: 29.48%
85+ Population: 9.73%
60+ Minority Population: 16.21%
60+ Population in Poverty: 7.63%
60+ Population Living Alone: 23.83%

*Source: Illinois Department on Aging
Population Estimates for Fiscal Year 22

Champaign County Population Pyramid (2018 ACS)

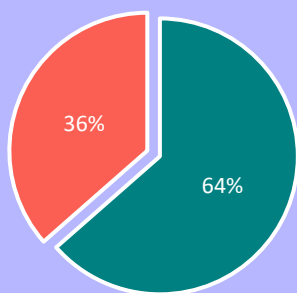
85 years and over
80 to 84 years
75 to 79 years
70 to 74 years
65 to 69 years
60 to 64 years
55 to 59 years
50 to 54 years
45 to 49 years
40 to 44 years
35 to 39 years
30 to 34 years
25 to 29 years
20 to 24 years
15 to 19 years
10 to 14 years
5 to 9 years
Under 5 years



Covid-19

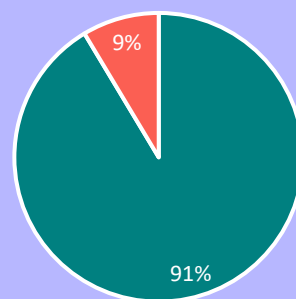
Covid-19 Mortality Rate: 139.6
Vaccination Rate: 64.41%
65+ Vaccination Rate: 91.40%

Total Pop Vaccination Status



■ Vaccinated ■ Unvaccinated

65+ Pop Vaccination Status



■ Vaccinated ■ Unvaccinated

Social Isolation

Risk of Social Isolation: 12.8%

*Source: AARP Foundation Connect 2 Affect, Geography of Social Isolation in U.S Older Adults

FY21 SERVICE DATA

Nutrition

Home Delivered Meals:

92,506 Meals
716 Older Adults

Congregate Meals:

1,713 Meals
101 Older Adults



Legal Assistance

789 Units
116 Older Adults



Information & Assistance

9,325 Units
3,738 Older Adults



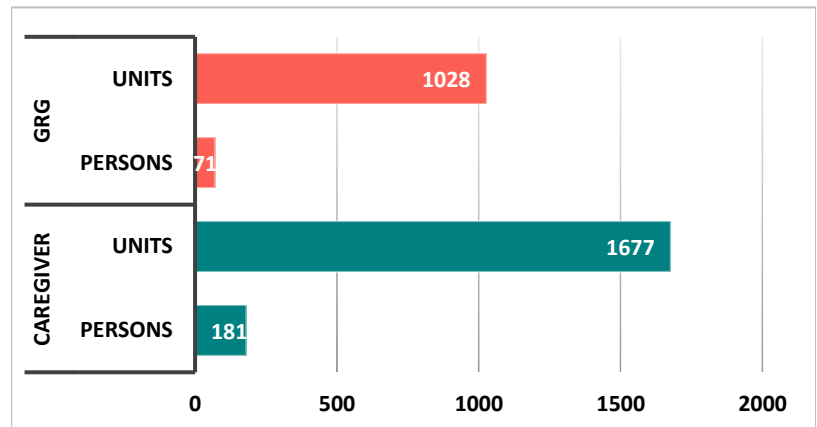
Caregiver Advisory

Family Caregivers Serving Older Adults:

1,677 Units
181 Caregivers

Older Family Caregivers Serving Children:

1,028 Units
71 Caregivers



Adult Protective Services (State Fiscal Year)

269 Intakes

